



**business
interiors
direct**



creating imaginative solutions...

...providing inspirational working environments

0114 229 3080

e sales@bi-direct.co.uk w bi-direct.co.uk

**SOCIAL
SPACES**

designer furniture



Decades of tradition and know-how go into the design and production of our furniture. Every piece of furniture in our Social Spaces range is made to order, with skilled precision and rigorous attention to detail.

Products are manufactured in the UK in a new and improved upholstery factory, ensuring we are well equipped to respond quickly to any customer requirement.



PLEASE NOTE

The prices in this catalogue are the manufacturers **Recommended Retail Price** and discounts will be dependent on order size. Please contact us for your special nett prices.

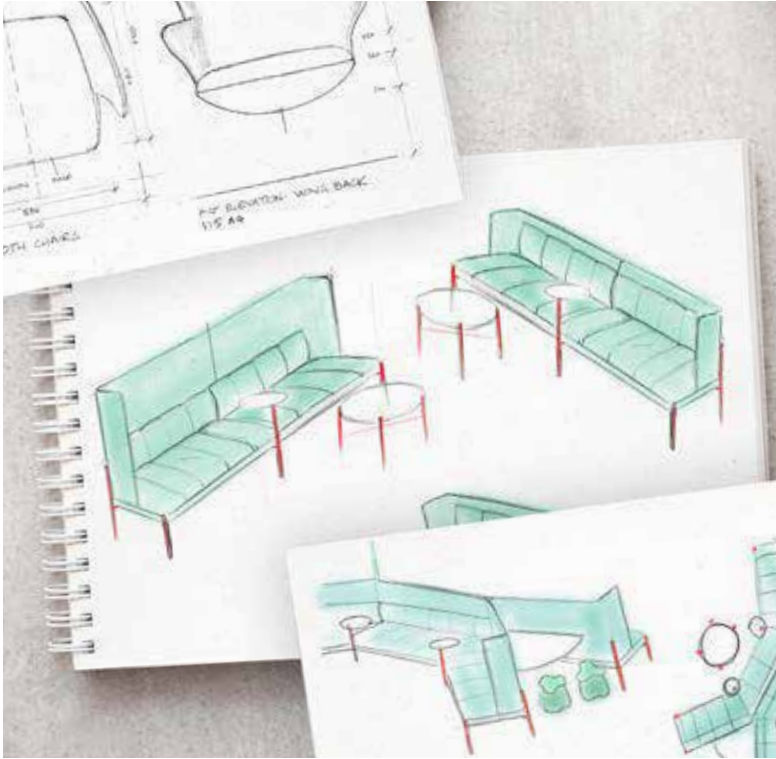
T: 0114 229 3080 **F:** 0114 269 1036 **E:** sales@bi-direct.co.uk



business
interiors
direct


PRODUCT DESIGN

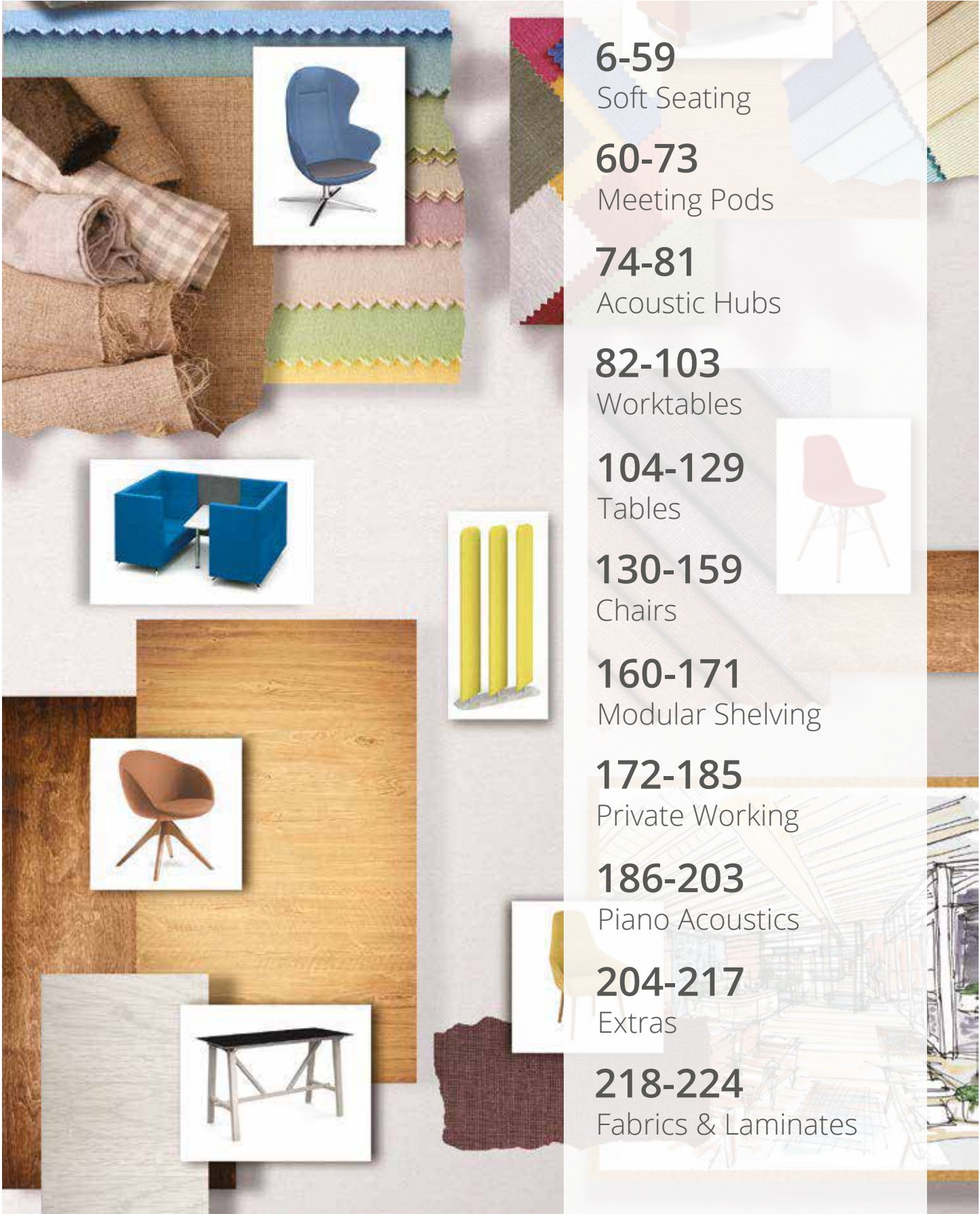
compelling design & superior quality



Social Spaces products are designed and manufactured in the UK.

Our highly skilled team of designers and craftspeople use a wide range of traditional and modern skills to produce our unique range of products.





6-59

Soft Seating

60-73

Meeting Pods

74-81

Acoustic Hubs

82-103

Worktables

104-129

Tables

130-159

Chairs

160-171

Modular Shelving

172-185

Private Working

186-203

Piano Acoustics

204-217

Extras

218-224

Fabrics & Laminates



**business
interiors
direct**

PRODUCT PORTFOLIO

compelling design & superior quality



Kastaway | 8-13



Alban | 14-17



Encore | 18-23



Cleo | 24-27



Lyric | 28-33



Bop | 56-59



Kastaway | 62-65



Alban | 66-69



Encore | 70-73



Retreat | 76-81



Karma | 110-113



Vida | 114-117



Rico | 118-121



Eros | 122-125



Designer Tables |



Roscoe | 152-155



Designer Stools | 156-159



Flo | 162-171



Soli Hubs | 176-177



Soli Squares | 178-181



Piano Scales | 200-203



Moby | 206-207



Cable Management | 208



Cushions | 209



Power | 210-217



Figaro | 34-37



Juna | 38-41



Twist & Shout | 42-47



Joss | 48-51



Nera | 52-55



Enable | 84-89



Crew | 90-95



Otto | 96-99



Slab | 100-103



Saxon | 106-109



Suzi | 132-135



Harmony | 136-139



Verve | 140-143



Pitch | 144-147



Remy | 148-151



Soli Triangles | 182-185



Piano Keys | 188-190



Piano Solo | 188-191



Piano Tiles - Wall | 192-195



Piano Chords | 196-199



Fabrics | 218-221



Laminates | 222-224

SOFT SEATING

bespoke, flexible furniture solutions



Upholstered soft seating helps to create relaxed working environments where people can go for some time away from their desk, meet and collaborate or bring their laptop with them to work away from the distractions of phones and colleagues.

An extensive range of fabrics and finishes can add style, colour and interest to any office space by creating a relaxed and unique, fully co-ordinated look, perfect for social spaces, working hot spots or for use in a reception area where visitors can rest in comfort.



KASTAWAY

modern landscape furniture



!/#\$%&'()*+,-./:;<=>?@A

Kastaway is symbolic to being somewhere tranquil and relaxing opposed to a high pressure environment. The Kastaway landscape furniture collection can be linked together with details or shapes, or used as stand alone pieces, creating bespoke, flexible furniture solutions that can easily be arranged in a variety of dynamic configurations, making them ideal for employees and small groups to relax or meet informally.

Designed by **David Fox**



KASTAWAY

modular landscape seating



KST-LBS02-K

Two seater low back sofa with arms

Width 1200 • Depth 700 • Height 800

Fabric bands

A	B	C	D	E	F
£2100	£2205	£2310	£2415	£2520	£2730



KST-LBS04-K

Four seater low back sofa with arms

Width 2400 • Depth 700 • Height 800

Fabric bands

A	B	C	D	E	F
£3675	£3833	£3990	£4200	£4410	£4620



KST-LBS02-ABS-K

Two seater low back straight add-on unit

Width 1200 • Depth 700 • Height 800

Fabric bands

A	B	C	D	E	F
£1995	£2100	£2205	£2310	£2415	£2625



KST-LBS02-ABCC-K

Two seater low back concave add-on unit

Width 1600-1000 • Depth 650 • Height 800

Fabric bands

A	B	C	D	E	F
£2100	£2205	£2310	£2415	£2520	£2730



KST-LBS04-K & KST-LBS02-ABCC-K

To create larger configurations start with a 4 seater sofa and inset the add-on unit(s) between the two end seats.

Comfortable low & high back soft seating incorporating more homely ribbed details
 Extend into a modular seating solution with straight and concave add-on units
 Use with tables and seating to create the complete, modern working environment
 Caters for the millennial generation free to work wherever they touch down



KST-HBS02-K

Two seater high back sofa with arms

Width 1200 • Depth 700 • Height 1300

Fabric bands

A	B	C	D	E	F
£2310	£2415	£2625	£2835	£3045	£3360



KST-HBS04-K

Four seater high back sofa with arms

Width 2400 • Depth 700 • Height 1300

Fabric bands

A	B	C	D	E	F
£3990	£4095	£4305	£4515	£4725	£5040



KST-HBS02-ABS-K

Two seater high back straight add-on unit

Width 1200 • Depth 700 • Height 1300

Fabric bands

A	B	C	D	E	F
£2100	£2205	£2415	£2625	£2835	£3150



KST-HBS02-ABCC-K

Two seater high back concave add-on unit

Width 1600-1000 • Depth 650 • Height 1300

Fabric bands

A	B	C	D	E	F
£2205	£2310	£2520	£2730	£2940	£3255



KST-HBS04-K & KST-HBS02-ABCC-K

To create larger configurations start with a 4 seater sofa and inset the add-on unit(s) between the two end seats.

KASTAWAY

stools & tables



KST-LS01-K

Low stool with upholstered clover shaped seat

Width 450 • Depth 400 • Height 400

Fabric bands

A	B	C	D	E	F
£347	£399	£452	£504	£557	£609



KST-LS02

Low stool with fully upholstered base and seat

Width 450 • Depth 400 • Height 400

Fabric bands

A	B	C	D	E	F
£399	£452	£504	£557	£609	£662



KST-CT750-K

Coffee table

Width 750 • Depth 750 • Height 380

RRP

•••
£578



KST-HS01-K

High stool with upholstered clover shaped seat

Width 400 • Depth 400 • Height 750

Fabric bands

A	B	C	D	E	F
£394	£447	£499	£552	£604	£657



KST-PT01-K

Poseur table

Width 1400 • Depth 900 • Height 1100

RRP


•••
£840

Poseur and working table solutions with matching chair frames
Low and high stool options with steel frame and clover shaped seat
Transform the working environment into a modern, multi-functional workspace
Space for people who prefer to work in a more conventional environment



ALBAN

designer soft seating



Add style, colour and interest to any office space with the Alban soft seating range, designed to provide the perfect solution to small and large breakout and reception areas. With so many seating designs and fabrics available, Alban will bring a touch of modernism to any office and keep both employees and customers content by offering them a relaxing zone they can appreciate away from their desks.



ALBAN

low back & high back personal seating



ALBAN01-LOW

Low back single seater sofa with chrome legs

Width 985 • Depth 800 • Height 730

Fabric bands

A	B	C	D	E	F
£872	£935	£1045	£1155	£1260	£1544



ALBAN02-LOW

Low back two seater sofa with chrome legs

Width 1700 • Depth 800 • Height 730

Fabric bands

A	B	C	D	E	F
£1071	£1187	£1292	£1397	£1523	£1964



ALBAN03-LOW

Low back three seater sofa with chrome legs

Width 2050 • Depth 800 • Height 730

Fabric bands

A	B	C	D	E	F
£1260	£1470	£1680	£1890	£2100	£2520



ALBAN01-HIGH

High back single seater sofa with chrome legs

Width 985 • Depth 800 • Height 1250

Fabric bands

A	B	C	D	E	F
£1365	£1575	£1785	£1995	£2310	£2835



ALBAN02-HIGH

High back two seater sofa with chrome legs

Width 1700 • Depth 800 • Height 1250

Fabric bands

A	B	C	D	E	F
£1575	£1785	£1995	£2205	£2520	£3045



ALBAN03-HIGH

High back three seater sofa with chrome legs

Width 2050 • Depth 800 • Height 1250

Fabric bands

A	B	C	D	E	F
£1890	£2100	£2310	£2520	£2835	£3570



ALBAN01-C

High back single seater sofa with canopy

Width 985 • Depth 800 • Height 1800

Fabric bands

A	B	C	D	E	F
£2205	£2310	£2520	£2835	£3098	£3885



ALBFT

Foot stool

Width 620 • Depth 500 • Height 430

Fabric bands

A	B	C	D	E	F
£735	£788	£840	£893	£945	£998


Add a touch light for ALBAN01-C
Add suffix (-L) to end of product code when ordering.
£150 for 1 touch light

A comfortable place to sit for prolonged periods
Available in 1, 2 and 3 seater combinations with two-tone fabric options
Create a space that can accommodate groups in privacy, comfort and style
Polished chrome legs with floor protectors



ENCORE

flexible seating solutions



Encore is a distinctively elegant soft seating solution that is high in quality and unique in design. The clean, modern lines of the seating, available with high and low backs, give Encore a contemporary look that will suit many open plan offices, creating a fun yet practical work space which will inspire employees and collaborations to a new level of function and sophistication.



ENCORE

low & high soft seating



ENC01-LOW-ML

Low back single seater sofa with curved arms

Width 790 • Depth 730 • Height 790

Fabric bands

A	B	C	D	E	F
£945	£998	£1103	£1155	£1208	£1418



ENC02-LOW-ML

Low back two seater sofa with curved arms

Width 1390 • Depth 730 • Height 790

Fabric bands

A	B	C	D	E	F
£1208	£1260	£1313	£1365	£1523	£1733



ENC03-LOW-ML

Low back three seater sofa with curved arms

Width 1990 • Depth 730 • Height 790

Fabric bands

A	B	C	D	E	F
£1365	£1418	£1470	£1575	£1785	£2153



ENC01-ML

High back single seater sofa with high arms

Width 790 • Depth 730 • Height 1270

Fabric bands

A	B	C	D	E	F
£1103	£1155	£1260	£1365	£1470	£1680



ENC02-ML

High back two seater sofa with high arms

Width 1390 • Depth 730 • Height 1290

Fabric bands

A	B	C	D	E	F
£1365	£1575	£1785	£1995	£2205	£2730



ENC03-ML

High back three seater sofa with high arms

Width 1990 • Depth 730 • Height 1290

Fabric bands

A	B	C	D	E	F
£1575	£1785	£1995	£2205	£2415	£3045

Available with metal legs (-ML) and wooden feet (-WF).
Add suffix to end of product code when ordering.
Prices on shown for metal legs. Add £100 for wooden feet

Deep cushioned seats and backs for maximum comfort
Available in 1, 2 and 3 seater combinations with two-tone fabric options
Choice of distinctive polished chrome or solid wooden leg frame
Ideal around a coffee table in any breakout space



ENCORE MODULAR

low & high modular seating



ENC-02-LB

Straight double seater bench

Width 1200 • Depth 730 • Height 790

Fabric bands

A	B	C	D	E	F
£998	£1103	£1208	£1313	£1523	£1838



ENC-02-LA-LB

Straight double seater bench with curved left arm

Width 1300 • Depth 730 • Height 790

Fabric bands

A	B	C	D	E	F
£1103	£1208	£1313	£1418	£1628	£1943



ENC-02-RA-LB

Straight double seater bench with curved right arm

Width 1300 • Depth 730 • Height 790

Fabric bands

A	B	C	D	E	F
£1103	£1208	£1313	£1418	£1628	£1943



ENC-02-CC-LB

Concave 45° double seater bench

Width 1200 • Depth 730 • Height 790

Fabric bands

A	B	C	D	E	F
£998	£1050	£1103	£1155	£1208	£1418



ENC-01-CC-LB

Concave 45° single seater bench

Width 860 • Depth 730 • Height 790

Fabric bands

A	B	C	D	E	F
£945	£998	£1050	£1103	£1208	£1365



ENC-02-CV-LB

Convex 45° single seater bench

Width 920 • Depth 730 • Height 790

Fabric bands

A	B	C	D	E	F
£893	£945	£998	£1050	£1103	£1313

Offering a completely flexible solution for any breakout area
 Components can be arranged in a variety of dynamic configurations
 Ideal for employees and small groups to relax or meet informally
 Easy to re-configure to suit all work spaces with two-tone fabric options



ENC-02-HB

Straight double seater bench with high back

Width 1200 • Depth 730 • Height 1270

Fabric bands

A	B	C	D	E	F
£1208	£1313	£1418	£1523	£1733	£2048



ENC-02-LA-HB

Straight double seater bench with high left arm

Width 1300 • Depth 730 • Height 1270

Fabric bands

A	B	C	D	E	F
£1313	£1418	£1523	£1628	£1838	£2153



ENC-02-RA-HB

Straight double seater bench with high right arm

Width 1300 • Depth 730 • Height 1270

Fabric bands

A	B	C	D	E	F
£1313	£1418	£1523	£1628	£1838	£2153



ENC-02-CC-HB

Concave 45° double seater bench with high back

Width 1200 • Depth 730 • Height 1270

Fabric bands

A	B	C	D	E	F
£1103	£1155	£1208	£1313	£1470	£1785



ENC-01-CC-HB

Concave 45° single seater bench with high back

Width 860 • Depth 730 • Height 1270

Fabric bands

A	B	C	D	E	F
£1050	£1103	£1155	£1208	£1313	£1481



ENC-01-CV-HB

Convex 45° single seater bench with high back

Width 920 • Depth 730 • Height 1270

Fabric bands

A	B	C	D	E	F
£998	£1050	£1103	£1155	£1208	£1418

CLEO

stylish reception seating



Sophisticated, sleek and with a hint of retro design, Cleo maintains a classic styling to create a generously proportioned seating solution that will bring distinctive look to any reception or lounge area. The deep cushioning and broad appeal of the seat, arms and back offer comfortable support and are further complimented by the stylish, angular solid wooden frame for a robust presence.



CLEO

low back seating



CLE50001

Single seater sofa with solid wood sled frame

Width 840 • Depth 720 • Height 740

Fabric bands

A	B	C	D	E	F
£872	£914	£977	£1050	£1260	£1470



CLE50002

Two seater sofa with solid wood sled frame

Width 1440 • Depth 720 • Height 740

Fabric bands

A	B	C	D	E	F
£1155	£1260	£1365	£1470	£1575	£1890



CLE50003

Three seater sofa with solid wood sled frame

Width 1820 • Depth 720 • Height 740

Fabric bands


A	B	C	D	E	F
£1365	£1470	£1575	£1680	£1785	£2100

Classically shaped and well-proportioned with a solid wooden sled frame
Available in 1, 2 & 3 seater combinations with two-tone fabric options
A comfortable place to sit for long periods with deep cushioned seat and back
Suitable for use in receptions, lounge areas and breakout zones



LYRIC

classic soft seating



Lyric is a modern and stylish upholstered sofa collection designed to provide employees with an area to unwind together and build good working relationships, or for visitors to rest in comfort. The clean lines and functionality make Lyric an ideal choice for breakout spaces and reception areas, where the extensive range of fabrics and finishes can create a relaxed and unique environment.



LYRIC

low back soft seating



LJR50001-ML

Single seater sofa with metal legs

Width 900 • Depth 820 • Height 790

Fabric bands

A	B	C	D	E	F
£893	£945	£998	£1050	£1155	£1523



LJR50002-ML

Two seater sofa with metal legs

Width 1450 • Depth 820 • Height 790

Fabric bands

A	B	C	D	E	F
£1260	£1365	£1470	£1575	£1680	£2100



LJR50003-ML

Three seater sofa with metal legs

Width 2010 • Depth 820 • Height 790

Fabric bands

A	B	C	D	E	F
£1470	£1575	£1785	£1995	£2205	£2730

Available with metal legs (-ML) and wooden feet (-WF).
Add suffix to end of product code when ordering.
Prices on shown for metal legs. Add £100 for wooden feet

Classic style with clean lines, great comfort and broad appeal
Ideal in a reception or waiting area, providing people with an area to relax
Available in 1, 2 and 3 seater combinations with two-tone fabric options
Choice of distinctive polished chrome or solid oak tapered legs



LYRIC MODULAR

low back modular soft seating



LYRNA-ML

Single seater with no arms and metal legs

Width 565 • Depth 820 • Height 790

Fabric bands

A	B	C	D	E	F
£546	£609	£683	£714	£788	£998



LYRC-ML

Single seater corner with metal legs

Width 820 • Depth 820 • Height 790

Fabric bands

A	B	C	D	E	F
£767	£882	£903	£1008	£1155	£1365



LYRRA-ML

Single seater end with right arm and metal legs

Width 740 • Depth 820 • Height 790

Fabric bands

A	B	C	D	E	F
£714	£809	£861	£903	£1029	£1213



LYRLA-ML

Single seater end with left arm and metal legs

Width 740 • Depth 820 • Height 790

Fabric bands

A	B	C	D	E	F
£714	£809	£861	£903	£1029	£1213

Available with metal legs (-ML) and wooden feet (-WF).
Add suffix to end of product code when ordering.
Prices on shown for metal legs. Add £100 for wooden feet

Easy to re-configure to suit all work spaces with two-tone fabric options

Multi-functional soft seating system for maximum flexibility

Ideal for informal meetings or large landscapes for public spaces

Made up of 4 large seating units to assemble in multiple configurations



FIGARO

sculptured designer seating



Designed with comfort in mind, Figaro lounge seating's sculpted seat and back cushions make it both eye-catching and timeless. Figaro seamlessly crosses the line between retro style and contemporary design and is extremely well crafted with a sturdy construction. The high back chair, with provocative lines and curves, is ideal for when people need time to unwind and recharge, and the medium back is ideal for a relaxed or casual collaboration.

Designed by **Martin Vicker**



FIGARO

medium & high back chairs



FIGM-01

Medium back chair with solid wood base

Width 840 • Depth 840 • Height 770

Fabric bands

A	B	C	D	E	F
£945	£998	£1050	£1103	£1155	£1313



FIGM-02

Medium back chair with 4 star base

Width 740 • Depth 740 • Height 770

Fabric bands

A	B	C	D	E	F
£924	£977	£1029	£1082	£1134	£1292



FIGM-03

Medium back chair with sled frame

Width 700 • Depth 760 • Height 770

Fabric bands

A	B	C	D	E	F
£893	£945	£998	£1050	£1103	£1260



FIGM-04-C

Medium back chair with tilt mechanism

Width 840 • Depth 840 • Height 840

Fabric bands

A	B	C	D	E	F
£893	£945	£998	£1050	£1103	£1260



FIGM-04-K

Medium back chair with tilt mechanism

Width 840 • Depth 840 • Height 840

Fabric bands

A	B	C	D	E	F
£893	£945	£998	£1050	£1103	£1260



FIGM-05-C

Medium back chair with tilt and writing tablet

Width 1000 • Depth 1000 • Height 840

Fabric bands

A	B	C	D	E	F
£1208	£1260	£1313	£1365	£1418	£1575



FIGM-05-K

Medium back chair with tilt and writing tablet

Width 1000 • Depth 1000 • Height 840

Fabric bands

A	B	C	D	E	F
£1208	£1260	£1313	£1365	£1418	£1575

Eye-catching, timeless high back design with the choice of frame styles
 Head rest, neck support and integral lumbar add to its functionality and grandeur
 Modern office or lounge seat with broad appeal and strong character
 Ideal to spin around for a high degree of personal privacy when making phone calls



FIG-01

High back chair with solid wood base

Width 840 • Depth 840 • Height 1120

Fabric bands

A	B	C	D	E	F
£1418	£1523	£1628	£1733	£1943	£2153



FIG-02

High back chair with aluminum 4 star base

Width 740 • Depth 760 • Height 1120

Fabric bands

A	B	C	D	E	F
£1313	£1418	£1523	£1628	£1838	£2048



FIG-03

High back chair with chrome sled frame

Width 700 • Depth 760 • Height 1120

Fabric bands

A	B	C	D	E	F
£1103	£1208	£1313	£1418	£1523	£1733



FIG-04-C

High back chair with tilt mechanism

Width 840 • Depth 840 • Height 1190

Fabric bands

A	B	C	D	E	F
£998	£1103	£1208	£1313	£1418	£1628



FIG-04-K

High back chair with tilt mechanism

Width 840 • Depth 840 • Height 1190

Fabric bands

A	B	C	D	E	F
£998	£1103	£1208	£1313	£1418	£1628



FIG-05-C

High back chair with tilt and writing tablet

Width 1000 • Depth 1000 • Height 1190

Fabric bands

A	B	C	D	E	F
£1313	£1418	£1523	£1628	£1733	£1943



FIG-05-K

High back chair with tilt and writing tablet

Width 1000 • Depth 1000 • Height 1190

Fabric bands

A	B	C	D	E	F
£1313	£1418	£1523	£1628	£1733	£1943

JUNA

ergonomic soft seating



Beautifully crafted and elegant in design, Juna offers an informal refuge for employees and visitors alike. The Juna chairs offer an exceptional level of comfort and are smartly sized to make a big impression, even in small spaces. Designed to meet different needs of different work areas, this comfortable lounge chair will always soothe your stresses and fatigues caused by work with its warm embrace and entertain your guests with its ergonomic design.



JUNA

lounge seating



JUN01-AR

High back lounge chair with auto return base

Width 700 • Depth 770 • Height 1000

Fabric bands

A	B	C	D	E	F
£630	£657	£709	£762	£788	£945



JUN01-WF

High back lounge chair with 4 oak wooden legs

Width 700 • Depth 770 • Height 1000

Fabric bands

A	B	C	D	E	F
£630	£657	£709	£762	£788	£945



JUN02-AR

Medium back lounge chair with auto return base

Width 620 • Depth 570 • Height 870

Fabric bands

A	B	C	D	E	F
£525	£552	£604	£657	£683	£840



JUN02-WF

Medium back lounge chair with 4 oak wooden legs

Width 620 • Depth 570 • Height 870

Fabric bands


A	B	C	D	E	F
£525	£552	£604	£657	£683	£840

Traditionally styled, smart, angular soft seating design
Wooden legs & polished aluminium rotating base options
Smooth, ergonomically-designed lines with comfortable back & arm support
Ideal around a coffee table in a reception or waiting area



TWIST & SHOUT

retro designer seating



The graceful curves and refined shape of the Twist & Shout chairs offer a welcoming place to work casually and comfortably. The chic frame design provides a contoured platform that supports sophistication, a welcoming seat and two expressive back shapes that both combine the pleasure of a warm embrace with a versatility suitable for any office environment. The 3 base styles and tablet arm option also make them ideal for classrooms, common areas, and meeting rooms.



TWIST

curved meeting chairs



BTW01

Lounge chair with chrome pyramid base

Width 600 • Depth 600 • Height 850

Fabric bands

A	B	C	D	E	F
£630	£683	£735	£788	£840	£945



BTW02

Lounge chair with chrome criss-cross sled frame

Width 600 • Depth 600 • Height 850

Fabric bands

A	B	C	D	E	F
£473	£525	£578	£630	£683	£788



BTW03-C

Lounge chair with chrome 4 star base, gas lift and tilt mechanism

Width 600 • Depth 600 • Height 850

Fabric bands

A	B	C	D	E	F
£630	£683	£735	£788	£840	£945



BTW03-K

Lounge chair with black 4 star base, gas lift and tilt mechanism

Width 600 • Depth 600 • Height 850

Fabric bands

A	B	C	D	E	F
£630	£683	£735	£788	£840	£945



BTW04-C

Lounge chair with chrome 4 star base, gas lift, tilt mechanism and writing tablet

Width 700 • Depth 760 • Height 850

Fabric bands

A	B	C	D	E	F
£998	£1050	£1103	£1155	£1208	£1313



BTW04-K

Lounge chair with black 4 star base, gas lift, tilt mechanism and writing tablet

Width 700 • Depth 760 • Height 850

Fabric bands

A	B	C	D	E	F
£998	£1050	£1103	£1155	£1208	£1313

A contemporary, yet retro collection featuring sculpted seat and back cushions
 Invites focused work, impromptu collaboration, all with a comfortable twist
 Available fully upholstered or with a solid oak outer back and outer seat
 360° writing tablet option available in black high pressure laminate



BTW01-O

Lounge chair with oak back and chrome pyramid base

Width 600 • Depth 600 • Height 850

Fabric bands

A	B	C	D	E	F
£788	£840	£893	£945	£998	£1103



BTW02-O

Lounge chair with oak back and chrome criss-cross sled frame

Width 600 • Depth 600 • Height 850

Fabric bands

A	B	C	D	E	F
£630	£683	£735	£788	£840	£945



BTW03-O-C

Lounge chair with oak back and chrome 4 star base, gas lift and tilt mechanism

Width 600 • Depth 600 • Height 850

Fabric bands

A	B	C	D	E	F
£788	£840	£893	£945	£998	£1103



BTW03-O-K

Lounge chair with oak back and black 4 star base, gas lift and tilt mechanism

Width 600 • Depth 600 • Height 850

Fabric bands

A	B	C	D	E	F
£788	£840	£893	£945	£998	£1103



BTW04-O-C

Lounge chair with chrome 4 star base, gas lift, tilt mechanism and writing tablet

Width 700 • Depth 760 • Height 850

Fabric bands

A	B	C	D	E	F
£1208	£1260	£1313	£1365	£1418	£1523



BTW04-O-K

Lounge chair with black 4 star base, gas lift, tilt mechanism and writing tablet

Width 700 • Depth 760 • Height 850

Fabric bands

A	B	C	D	E	F
£1208	£1260	£1313	£1365	£1418	£1523

SHOUT

generous meeting chairs



BSH01

Lounge chair with chrome pyramid base

Width 600 • Depth 600 • Height 850

Fabric bands

A	B	C	D	E	F
£630	£683	£735	£788	£840	£945



BSH03-C

Lounge chair with chrome 4 star base, gas lift and tilt mechanism

Width 600 • Depth 600 • Height 850

Fabric bands

A	B	C	D	E	F
£630	£683	£735	£788	£840	£945



BSH04-C

Lounge chair with chrome 4 star base, gas lift, tilt mechanism and writing tablet

Width 700 • Depth 760 • Height 850

Fabric bands

A	B	C	D	E	F
£998	£1050	£1103	£1155	£1208	£1313



BSH02

Lounge chair with chrome criss-cross sled frame

Width 600 • Depth 600 • Height 850

Fabric bands

A	B	C	D	E	F
£473	£525	£578	£630	£683	£788



BSH03-K

Lounge chair with black 4 star base, gas lift and tilt mechanism

Width 600 • Depth 600 • Height 850

Fabric bands

A	B	C	D	E	F
£630	£683	£735	£788	£840	£945



BSH04-K

Lounge chair with black 4 star base, gas lift, tilt mechanism and writing tablet

Width 700 • Depth 760 • Height 850

Fabric bands

A	B	C	D	E	F
£998	£1050	£1103	£1155	£1208	£1313

Can be placed in reception areas, open spaces, private nooks, and more
 Contemporary curved back design with the choice of frame styles
 Three base styles with swivel options and a tilt mechanism
 Ideal around the matching coffee table in a reception area



BSH01-O

Lounge chair with oak back and chrome pyramid base

Width 600 • Depth 600 • Height 850

Fabric bands

A	B	C	D	E	F
£788	£840	£893	£945	£998	£1103



BSH02-O

Lounge chair with oak back and chrome criss-cross sled frame

Width 600 • Depth 600 • Height 850

Fabric bands

A	B	C	D	E	F
£630	£683	£735	£788	£840	£945



BSH03-O-C

Lounge chair with oak back and chrome 4 star base, gas lift and tilt mechanism

Width 600 • Depth 600 • Height 850

Fabric bands

A	B	C	D	E	F
£788	£840	£893	£945	£998	£1103



BSH03-O-K

Lounge chair with oak back and black 4 star base, gas lift and tilt mechanism

Width 600 • Depth 600 • Height 850

Fabric bands

A	B	C	D	E	F
£788	£840	£893	£945	£998	£1103



BSH04-O-C

Lounge chair with oak back, chrome 4 star base, gas lift, tilt mechanism and writing tablet

Width 700 • Depth 760 • Height 850

Fabric bands

A	B	C	D	E	F
£1208	£1260	£1313	£1365	£1418	£1523



BSH04-O-K

Lounge chair with oak back, black 4 star base, gas lift, tilt mechanism and writing tablet


Width 700 • Depth 760 • Height 850

Fabric bands

A	B	C	D	E	F
£1208	£1260	£1313	£1365	£1418	£1523

JOSS

chic appeal seating



An exciting fusion of stylish design, sculpted contours and considered proportions, Joss is a lounge chair collection that is incredibly versatile and suitable for a wide range of lounge environments and informal meetings spaces. Available in a choice of distinct bases, including beech four-legged frames for a classic feel or chrome 4 star and sled bases for a contemporary look, the Joss range embodies luxury and elegance.



Joss

designer lounge chairs



JOS03

Single seater with pyramid oak legs

Width 830 • Depth 620 • Height 810

Fabric bands

A	B	C	D	E	F
£935	£987	£1040	£1092	£1197	£1302



JOS03-K

Single seater with pyramid black legs

Width 830 • Depth 620 • Height 810

Fabric bands

A	B	C	D	E	F
£935	£987	£1040	£1092	£1197	£1302



JOS04

Single seater with conical oak legs

Width 830 • Depth 620 • Height 810

Fabric bands

A	B	C	D	E	F
£777	£830	£882	£935	£1040	£1145



JOS05

Single seater with 4 star chrome base

Width 830 • Depth 620 • Height 810

Fabric bands

A	B	C	D	E	F
£909	£961	£1014	£1066	£1171	£1276



JOS06

Single seater with polished chrome sled frame

Width 830 • Depth 620 • Height 830

Fabric bands

A	B	C	D	E	F
£672	£725	£777	£830	£935	£1040

Contemporary, inviting design with the choice of 5 frame styles
Purposefully designed with deep-foamed seat and sculpted back and arms
Offers a relaxing and comfortable seating solution for employees and visitors
Make any work area look contemporary, vibrant and chic



NERA

configurable modular seating



Nera is one of the most versatile soft seating ranges available, offering a completely flexible solution for any breakout area. The simple, smart components of the Nera range can be used individually or arranged in a variety of dynamic configurations, making it the ideal collection for informal meetings, and all working environments now and in the future.



NERA

modular seating & table units



NERA-S

Single bench

Width 700 • Depth 700 • Height 430

Fabric bands

A	B	C	D	E	F
£420	£447	£473	£499	£525	£578



NERA-Q

Corner unit

Width 700 • Depth 700 • Height 430

Fabric bands

A	B	C	D	E	F
£368	£394	£420	£447	£473	£525



NERA-PU

Modular power unit with Pixel power module

Width 250 • Depth 700 • Height 430

Fabric bands

A	B	C	D	E	F
£473	£499	£525	£552	£578	£683



NERA-S-B

Single bench with back

Width 700 • Depth 700 • Height 790

Fabric bands

A	B	C	D	E	F
£525	£578	£630	£683	£735	£840



NERA-S-BLA

Single bench with back and left arm

Width 700 • Depth 700 • Height 790

Fabric bands

A	B	C	D	E	F
£604	£630	£657	£683	£735	£893



NERA-S-BRA

Single bench with back and right arm

Width 700 • Depth 700 • Height 790

Fabric bands

A	B	C	D	E	F
£604	£630	£657	£683	£735	£893



NERA-Q-TABLE

Single corner unit coffee table

Width 700 • Depth 700 • Height 240

RRP
•••
£315



NERA-S-TABLE

Single square coffee table

Width 700 • Depth 700 • Height 240

RRP
•••
£315

Frame colours

Frames available in Black and Chrome paint finishes.

Add suffix to product code when ordering



-K
Black frame



-C
Chrome effect frame

Versatile and easy to re-configure with frames available in black or chrome paint finishes
 Single & double soft seating benches to assemble in multiple configurations
 Extra deep high density foam seats for durability and comfort
 Suitable for any breakout space with matching coffee tables and power unit



NERA-D

Double bench

Width 1400 • Depth 700 • Height 430

Fabric bands

A	B	C	D	E	F
£578	£604	£630	£657	£683	£735



NERA-D-LB

Double bench with left hand back

Width 1400 • Depth 700 • Height 790

Fabric bands

A	B	C	D	E	F
£683	£735	£788	£840	£893	£998



NERA-D-RB

Double bench with right hand back

Width 1400 • Depth 700 • Height 790

Fabric bands

A	B	C	D	E	F
£683	£735	£788	£840	£893	£998



NERA-D-BB

Double bench with back

Width 1400 • Depth 700 • Height 790

Fabric bands

A	B	C	D	E	F
£788	£893	£945	£998	£1050	£1182



NERA-D-BLA

Double bench with left hand back and arm

Width 1400 • Depth 700 • Height 790

Fabric bands

A	B	C	D	E	F
£735	£788	£840	£893	£945	£1155



NERA-D-BRA

Double bench with right hand back and arm

Width 1400 • Depth 700 • Height 790

Fabric bands

A	B	C	D	E	F
£735	£788	£840	£893	£945	£1155



NERA-D-BBLA

Double bench with back and left hand arm

Width 1400 • Depth 700 • Height 790

Fabric bands

A	B	C	D	E	F
£893	£998	£1050	£1103	£1155	£1287



NERA-D-BBRA

Double bench with back and right hand arm

Width 1400 • Depth 700 • Height 790

Fabric bands

A	B	C	D	E	F
£893	£998	£1050	£1103	£1155	£1287



NERA-D-BRABLA

Double bench with back and arms

Width 1400 • Depth 700 • Height 790

Fabric bands

A	B	C	D	E	F
£893	£998	£1103	£1208	£1313	£1680

BOP

relax, relate, congregate



Every office needs character, something that is interesting and a real talking point. And this is where the funky Bop stools come in, providing versatility and functionality while blending nicely in any environment. Add a bop of colour to any space with 4 unique shapes and sizes which offer true flexibility in specification and application. This comfortable collection is extremely simple and mobile, yet responds to how individuals relax, relate, congregate and learn.



BOP

modular breakout seating



BOP01

Cylinder modular stool

Width 900 • Depth 900 • Height 435

Fabric bands

A	B	C	D	E	F
£578	£630	£683	£735	£788	£893



BOP02

Wedge modular stool

Width 435 • Depth 480 • Height 435

Fabric bands

A	B	C	D	E	F
£315	£342	£368	£394	£420	£473



BOP03

Bite modular stool

Width 650 • Depth 460 • Height 435

Fabric bands

A	B	C	D	E	F
£347	£373	£399	£426	£452	£478



BOP04

Shade stool with leather strap handle

Width 500 • Depth 500 • Height 435

Fabric bands

A	B	C	D	E	F
£315	£342	£368	£394	£420	£473



BOP05

Lozenge stool with leather strap handle

Width 1000 • Depth 500 • Height 435

Fabric bands

A	B	C	D	E	F
£452	£478	£504	£531	£557	£583



BOP04-C

Shade stool with leather strap handle

Width 500 • Depth 500 • Height 435

Fabric bands

A	B	C	D	E	F
£368	£394	£420	£447	£473	£499



BOP05-C


Lozenge stool with leather strap handle

Width 1000 • Depth 500 • Height 435

Fabric bands

A	B	C	D	E	F
£525	£552	£578	£604	£630	£683

Versatile and easy to re-configure with frames available in black or chrome paint finishes
5 unique single soft seating benches to assemble in multiple configurations
Extra deep high density foam seats for durability and comfort
Suitable for any breakout space with matching coffee tables and power unit



MEETING PODS

private meeting spaces



Meeting pods are specifically designed to address modern working practices by offering that essential private area in any busy work place to accommodate working groups with exceptional comfort and practicality. High back sofas add a new level to office and breakout seating, offering a private place for employees to sit and relax, or for teams to meet in seclusion. With optional tables and power supply, meeting pods are perfect for open space environments in offices, whilst at the same time reflecting the latest in contemporary design.



KASTAWAY

modern meeting spaces



Kastaway is symbolic to being somewhere tranquil and relaxing opposed to a high pressure environment. The Kastaway landscape furniture collection can be linked together with details or shapes, or used as stand alone pieces, creating bespoke, flexible furniture solutions that can easily be arranged in a variety of dynamic configurations, making them ideal for employees and small groups to relax or meet informally.

Designed by **David Fox**



KASTAWAY

modern meeting spaces



KST-MBT04-K

4 person high back booth

Overall Width 2000 • Depth 1200 • Height 1300

Table Width 600-800 • Depth 800 • Height 725

Fabric bands

A	B	C	D	E	F
£5775	£6090	£6405	£6720	£7035	£8085



KST-MBT08-K

8 person high back booth

Overall Width 2000 • Depth 2400 • Height 1300

Table Width 600-800 • Depth 2000 • Height 725

Fabric bands

A	B	C	D	E	F
£8925	£9240	£9555	£9765	£10080	£11130

Choice of medium or large meeting booth sizes and 4 or 8 seater pods

Ribbed seating with more homely details

Available with integrated power supply built into the table

Ideal for employees and small groups to relax or meet informally



ALBAN

private meeting booths



Add style, colour and interest to any office space with the Alban soft seating range, designed to provide the perfect solution to small and large breakout and reception areas. With so many seating designs and fabrics available, Alban will bring a touch of modernism to any office and keep both employees and customers content by offering them a relaxing zone they can appreciate away from their desks.



ALBAN

private meeting booths



ALB02

2 person meeting booth with medium back panel

Overall Width 2400 • Depth 985 • Height 1250

Table Width 400-600 • Depth 600 • Height 725

Fabric bands

A	B	C	D	E	F
£3255	£3570	£3780	£4200	£4620	£5670



ALB04

4 person meeting booth with medium back panel

Overall Width 2400 • Depth 1700 • Height 1250

Table Width 400-600 • Depth 1200 • Height 725

Fabric bands

A	B	C	D	E	F
£4095	£4410	£4620	£5355	£5880	£7245



ALB06

6 person meeting booth with medium back panel

Overall Width 2400 • Depth 2050 • Height 1250

Table Width 400-600 • Depth 1600 • Height 725

Fabric bands

A	B	C	D	E	F
£4620	£4830	£5250	£5985	£6510	£8085

Can be used for team meetings, collaborative tasks or as a base for the day

Choice of footprint sizes and 2, 4 or 6 seater pods with lighting options

Ideal for creating a private space in modern open plan office environments

Privacy panel comes complete with a fixed table and a supporting leg



ALB03

2 person meeting booth with large back panel

Overall Width 2700 • Depth 985 • Height 1250

Table Width 700-900 • Depth 600 • Height 725

Fabric bands

A	B	C	D	E	F
£3360	£3675	£3885	£4305	£4725	£5775



ALB05

4 person meeting booth with large back panel

Overall Width 2700 • Depth 1700 • Height 1250

Table Width 700-900 • Depth 1200 • Height 725

Fabric bands

A	B	C	D	E	F
£4200	£4515	£4725	£5460	£5985	£7350



ALB07

6 person meeting booth with large back panel

Overall Width 2700 • Depth 2050 • Height 1250


Table Width 700-900 • Depth 1600 • Height 725

Fabric bands

A	B	C	D	E	F
£4725	£4935	£5355	£6090	£6615	£8190

ENCORE

secluded meeting pods



Encore is a distinctively elegant soft seating solution that is high in quality and unique in design. The clean, modern lines of the seating, available with high and low backs, give Encore a contemporary look that will suit many open plan offices, creating a fun yet practical work space which will inspire employees and collaborations to a new level of function and sophistication.



ENCORE

secluded meeting pods



ENC02-POD-ML

2 person meeting pod with medium back panel

Overall Width 2280 • Depth 790 • Height 1270

Table Width 400-600 • Depth 600 • Height 725

Fabric bands

A	B	C	D	E	F
£2835	£3045	£3255	£3465	£3780	£4830



ENC04-ML

4 person meeting pod with medium back panel

Overall Width 2280 • Depth 1390 • Height 1270

Table Width 400-600 • Depth 1200 • Height 725

Fabric bands

A	B	C	D	E	F
£3780	£4200	£4620	£5145	£5565	£7035



ENC06-ML

6 person meeting pod with medium back panel

Overall Width 2280 • Depth 1990 • Height 1270

Table Width 400-600 • Depth 1600 • Height 725

Fabric bands

A	B	C	D	E	F
£4410	£4935	£5250	£5775	£6195	£8085

Designed to offer that essential private area in any busy workplace
 Enclosed visual and acoustic space to accommodate working groups and teams
 Choice of medium or large footprint sizes and 2, 4 or 6 seater pods
 Available with integrated power supply built in to the table



ENC03-POD-ML

2 person meeting pod with large back panel

Overall Width 2580 • Depth 790 • Height 1270

Table Width 700-900 • Depth 600 • Height 725

Fabric bands

A	B	C	D	E	F
£3045	£3255	£3465	£3675	£3990	£5040



ENC05-ML

4 person meeting pod with large back panel

Overall Width 2580 • Depth 1390 • Height 1270

Table Width 700-900 • Depth 1200 • Height 725

Fabric bands

A	B	C	D	E	F
£3990	£4410	£4830	£5355	£5775	£7245



ENC07-ML

6 person meeting pod with large back panel

Overall Width 2580 • Depth 1990 • Height 1270

Table Width 700-900 • Depth 1600 • Height 725

Fabric bands

A	B	C	D	E	F
£4620	£5145	£5460	£5985	£6405	£8295

Available with metal legs (-ML) and wooden feet (-WF).
 Add suffix to end of product code when ordering.
 Prices shown for metal legs. Add £200 for wooden feet

ACOUSTIC HUBS

modern solutions for the modern office



Privacy can be difficult to find in a modern, open plan office. From the smallest hub, which is like a telephone booth and adequate for one person, to the largest which can accommodate groups, our acoustic hubs can be adapted and customised to fit your own office requirements, creating multiple working zones in one place. The ability to create a mix of diverse workspaces and areas means that a business can create balance for its workers, thereby optimising their potential productivity and output.



SILEN

private acoustic booths



Offering visual and acoustic privacy solutions, our Silen acoustic hubs are inspirational spaces which provide anything from a designated shelter for employees to escape from the busy work environment, to a space for one-to-one chats, or a meeting place for working groups. Creating spaces with endless functionality, Silen hubs are also perfect dividers for work and relaxation areas, and you can just activate the wheels and roll your private retreat easily wherever you're in the mood.




SILEN

features & benefits

3 great features which make Silen acoustic hubs unique . . .

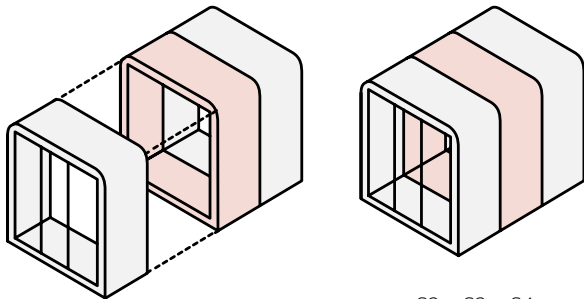
- 1** It's got wheels – for easy and quick relocation



All Silen acoustic hubs come with retractable castors



- 2** It's modular – add separate modules

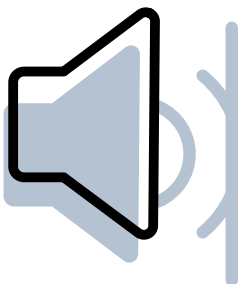


reconfigurable

$$\begin{aligned} S2 + S2 &= S4 \\ S2 + S4 &= S6 \end{aligned}$$



- 3** The best sound reduction up to 43dB quieter inside



up to 10dB more than closest competitor



CUSTOMISATION

INTERIOR COLOUR




DOOR FRAME



DOOR HANDLE

Left or right handed door handle



DOOR TRIM

Can be different to external colour

CARPET




EXTERIOR COLOUR

Standard



Veneer



Custom



LIGHTING

Energy efficient LED lighting, 20W motion-activated units



VENTILATION

25-30% more airflow than closest competitor



GLASS DOOR

13mm laminated acoustic sound control glass



ACCESSORIES

Supplied with UK plug and USB as standard



SAFER WORKING HUBS

We've also made sure that our Silen hubs are made with medical grade antibacterial material options. So even at times like these, we can keep you completely safe.

1

Our HEPA filter makes this the safest and most convenient workplace in your office with 99.9% of bacteria filtered out every minute.



2

Our handles are coated with antibacterial coating.



3

The outside walls are covered with a medical grade antibacterial laminate.



CONTACT OUR SALES TEAM FOR PRICING DETAILS

SILEN

private acoustic booths



S1

The smallest Silen space brings the greatest relief. Space 1 puts your workspace to most efficient use by creating an island of silence in an open office.

Exterior Width 1100 • Depth 1100 • Height 2290

Interior Width 900 • Depth 1010 • Height 2050

Finishes

Standard
£15,750

Custom
£18,900

Veneer
£21,000



S2

Space 2 is a stylish interior space element that separates the high focus work area from its more relaxed cousins.

Exterior Width 2400 • Depth 1220 • Height 2290

Interior Width 2200 • Depth 1160 • Height 2050

Finishes

Standard
£28,350

Custom
£30,450

Veneer
£32,550



CONFIGURATOR

For a full list of finish options and to configure your own hub, scan the QR code opposite.

Easy to assemble and easy to move with hidden castors
Excellent sound absorbing qualities up to 43db quieter inside
Air circulation system with 25-30% more air flow than most competitors
Different colour configurations with over 30 finish options



S4

Space 4 cosily fits four and up to eight people for an efficient brainstorming session or for a longer meeting that requires everyone to be on the same wavelength.

Exterior Width 2400 • Depth 2420 • Height 2290

Interior Width 2200 • Depth 1010 • Height 2050

Finishes

Standard
£50,400

Custom
£52,500

Veneer
£54,600



S6

Space 6 comes with plenty of room for creative teams and working groups to embark on wild idea expeditions.

Exterior Width 2400 • Depth 3620 • Height 2290

Interior Width 2200 • Depth 3560 • Height 2050

Finishes

Standard
£61,950

Custom
£65,100

Veneer
£68,250

**CONTACT OUR SALES TEAM FOR FURNITURE
SUGGESTIONS FOR EACH SILEN ACOUSTIC HUB**

WORKTABLES

table & benching solutions




Table and bench systems are a creative, practical solution for any breakout space, office canteen or café area. The table and bench combination makes a real visual impact, and if you wish to enhance the look of the bench by including a touch of colour, fabric seat pads can be added to make them more comfortable. High poseur tables together with benches or stools can also offer a more versatile experience which will enhance any breakout zone or dining area, providing provision for stand-up snacking or stylish relaxation.



ENABLE

full-facility table platform



The Enable table and benches are part of a bold and contemporary collection of furniture designed to make a real impact. Presenting a multitude of shape and layout options, the range of tables, benches and stools will enable you to create a dynamic, collaborative area for the modern trend of agile working, providing an inspirational and welcoming work area which is fully customisable with power and data, lighting, plant life and much more.



ENABLE

multi-purpose worktables



SINGLE WORKTABLE

Multi-purpose worktable with solid oak leg frames

code	width	depth	height	legs	RRP
ENT16-12	1600	1200	745	4	£1313
ENT20-12	2000	1200	745	4	£1418
ENT16-16	1600	1600	745	4	£1418
ENT20-16	2000	1600	745	4	£1523



DOUBLE WORKTABLE

Multi-purpose worktable with solid oak leg frames

code	width	depth	height	legs	RRP
ENT32-12	3200	1200	745	6	£2153
ENT40-12	4000	1200	745	6	£2363
ENT32-16	3200	1600	745	6	£2363
ENT40-16	4000	1600	745	6	£2573



TRIPLE WORKTABLE

Multi-purpose worktable with solid oak leg frames

code	width	depth	height	legs	RRP
ENT48-12	4800	1200	745	8	£2993
ENT60-12	6000	1200	745	8	£3203
ENT48-16	4800	1600	745	8	£3308
ENT60-16	6000	1600	745	8	£3518

Worktable system available in various sizes to suit any office space
 Table top manufactured from 25mm MDF with a choice of laminate finishes
 Promote creativity in the workplace with a table and bench system that inspires
 Solid oak leg frames with complementary benches and stools



SINGLE WORKTABLE

Multi-purpose worktable with solid oak leg frames & lozenge cutout 600 x 80mm

code	width	depth	height	legs	RRP
ENT16-16-CO	1600	1600	745	4	£1575
ENT20-16-CO	2000	1600	745	4	£1680



DOUBLE WORKTABLE

Multi-purpose worktable with solid oak leg frames & 2 lozenge cutouts 600 x 80mm

code	width	depth	height	legs	RRP
ENT32-16-CO	3200	1600	745	6	£2573
ENT40-16-CO	4000	1600	745	6	£2783



TRIPLE WORKTABLE

Multi-purpose worktable with solid oak leg frames & 3 lozenge cutouts 600 x 80mm

code	width	depth	height	legs	RRP
ENT48-16-CO	4800	1600	745	8	£3623
ENT60-16-CO	6000	1600	745	8	£3833

ENABLE

worktable enhancements & seating



WORKTABLE WITH POWER BOX

Multi-purpose worktable with solid oak leg frames & power box

code	width	depth	height	legs	RRP
ENT16-16-PD	1600	1600	745	4	£5670
ENT20-16-PD	2000	1600	745	4	£6195

Power box contains two Quasar panel mounted power modules (QSR-1 x 2) and two black through-desk touch lamps

Power box is manufactured in same laminate finish as table top



WORKTABLE WITH FRAME AND SHELF

Multi-purpose worktable with solid oak leg frames, frame & shelf

code	width	depth	height	legs	RRP
ENT16-16-FR	1600	1600	1945	4	£5145
ENT20-16-FR	2000	1600	1945	4	£5618

Customisable table frame in solid oak with natural steel brackets to match leg brackets
Frame is 1200mm high with 300mm deep shelf

Single low stool and upholstered benches with curved seats
 Ideal for use with the Enable or Karma table ranges
 Solid oak leg frames to match the complementary tables
 Comprehensive choice of fabrics for a bold design that withstands the test of time



ENB500-C

Coffee table with circular top and oak legs

Width 500 • Depth 500 • Height 460

RRP
 •••
 £473



ENB-LS

Low stool with 3 wooden legs

Width 380 • Depth 380 • Height 475

Fabric bands

A	B	C	D	E	F
£420	£441	£462	£483	£504	£546



ENBU-12

Low bench with 4 wooden legs

Width 1200 • Depth 380 • Height 475

Fabric bands

A	B	C	D	E	F
£578	£599	£620	£641	£662	£704

CREW

gather, dine & work



With its simplicity of form, combined with modern connectivity points, Crew tables provide a more modern, intelligent approach to table solutions in meeting rooms and breakout zones. Available in a number of sizes, shapes and wood finishes, the Crew table and bench combination provides the perfect answer for a less corporate modern office and promotes a more social aspect to the working day.



CREW

multi-purpose worktables



DINING TABLES

800mm deep rectangular dining tables

code	width	depth	height	RRP
CT16	1600	800	755	£1470
CT18	1800	800	755	£1680



LARGE DINING TABLES

1000mm deep rectangular dining tables

code	width	depth	height	RRP
CT16L	1600	1000	755	£1680
CT18L	1800	1000	755	£1890



POWER READY LARGE DINING TABLES

1000mm deep rectangular dining tables with cut out, tray and lid 382 x 132mm

code	width	depth	height	RRP
CT16LD	1600	1000	755	£1890
CT18LD	1800	1000	755	£2100

Frame colours

Solid wood frames stained in a choice of 3 colours.

Add suffix to product code when ordering



-K
Black

-O
Oak

-WH
White

Worktable system available in various sizes to suit any office space
Table top manufactured from 25mm MDF with a choice of laminate finishes
Chamfered table top edges stained to match frame
Solid oak leg frames with complementary benches and seating



POSEUR TABLES

800mm deep rectangular poseur tables

code	width	depth	height	RRP
CTP-16	1600	800	1050	£1680
CTP-18	1800	800	1050	£1890



LARGE POSEUR TABLES

1000mm deep rectangular poseur tables

code	width	depth	height	RRP
CTPL-16	1600	1000	1050	£1890
CTPL-18	1800	1000	1050	£2100



POWER READY LARGE POSEUR TABLES

1000mm deep rectangular poseur tables with cut out, tray and lid 382 x 132mm

code	width	depth	height	RRP
CTPL-16D	1600	1000	1050	£2100
CTPL-18D	1800	1000	1050	£2310

CREW

benches, seating & tables



CDC-SH

Fully upholstered chair with wooden legs

Width **465** • Depth **510** • Height **860**

Fabric bands

A	B	C	D	E	F
£525	£546	£567	£588	£609	£630

CLS-R

Upholstered low stool with wooden legs

Width **390** • Depth **390** • Height **460**

Fabric bands

A	B	C	D	E	F
£420	£441	£462	£483	£504	£525



DINING BENCH

Dining bench with wooden legs

code	width	depth	height	RRP
CB-14	1400	400	440	£788
CB-16	1600	400	440	£840



CBU-14

Dining bench with upholstered seat pad

Width **1400** • Depth **400** • Height **480**

Fabric bands

A	B	C	D	E	F
£804	£903	£935	£977	£1019	£1134

CBU-16

Dining bench with upholstered seat pad

Width **1600** • Depth **400** • Height **480**

Fabric bands

A	B	C	D	E	F
£851	£956	£987	£1029	£1103	£1213

Available as a dining chair, stool or bench with matching tables
Solid wood legs to deliver a combination of form, function, comfort, detail and aesthetics
Coordinate the look with the matching Crew table or have a bit of fun and mix it up
Robust construction which is ideal for contract and retail settings



CCT500-S

Square coffee table with wooden legs

Width 500 • Depth 500 • Height 450

RRP
•••
£420



CCT600-C

Circular coffee table with wooden legs

Width 600 • Depth 600 • Height 450

RRP
•••
£420

Frame colours

Solid wood frames stained in a choice of 3 colours.

Add suffix to product code when ordering



-K
Black



-O
Oak



-WH
White

OTTO

multi-purpose benching solution



The Otto table and bench system offers a clever meeting space solution for any office breakout space with its hard-wearing table top and classic leg design. The table and bench combination avoids a mismatched look and adds a consistent look and feel to any space, and if you wish to enhance the look of the bench by including a touch of colour, fabric seat pads can be added to make them more comfortable.



OTTO

dining tables, poseur tables & benches



DINING TABLE

Dining table with powder coated steel frame

code	width	depth	height	RRP
TAOT1200	1200	700	710	£420
TAOT1800	1800	700	710	£525



DINING BENCH

Dining bench with powder coated steel frame

code	width	depth	height	RRP
LB1050	1050	350	425	£263
LB1650	1650	350	425	£357



LBSP1050

Dining bench with upholstered seat pad and powder coated frame

Width **1050** • Depth **350** • Height **455**

Fabric bands

A	B	C	D	E	F
£331	£347	£357	£389	£410	£478

LBSP1650

Dining bench with upholstered seat pad and powder coated frame

Width **1650** • Depth **350** • Height **455**

Fabric bands

A	B	C	D	E	F
£399	£426	£441	£489	£536	£641

Frame colours

Frames available in Black and Silver powder coated finishes.

Add suffix to product code when ordering



-K
Black



-S
Silver

Table tops manufactured from 25mm MDF with a choice of laminate finishes
Perfect for informal and relaxed breakout environments and canteen locations
Allows employees the option of standing or higher sitting away from the desk
Available with matching stools in matching black, or silver frame finishes



POSEUR TABLE

Poseur table with powder coated steel frame

code	width	depth	height	RRP
PTAOT1200	1200	700	710	£441
PTAOT1800	1800	700	710	£552



HIGH BENCH

Poseur bench with powder coated steel frame

code	width	depth	height	RRP
HB1050	1050	350	755	£300
HB1650	1650	350	755	£394



HBSP1050

Posuer bench with upholstered seat pad and powder coated frame

Width **1050** • Depth **350** • Height **785**

Fabric bands

A	B	C	D	E	F
£378	£389	£410	£431	£457	£525

HBSP1650

Posuer bench with upholstered seat pad and powder coated frame

Width **1650** • Depth **350** • Height **785**

Fabric bands

A	B	C	D	E	F
£515	£546	£567	£620	£651	£788

SLAB

stylish benching solution



The Slab table and bench combination makes a real visual impact, with its stylish, chunky laminated top and leg panels that make it stand out in any breakout space or office canteen. The beauty of the Slab table and bench is all in the finish and colour. The table can be produced in a choice of laminate finishes and the bench seating is complemented with an upholstered seat pad available in a wide range of fabric options.



SLAB


dining table & benching



DINING TABLE

Dining table with slab end legs


code	width	depth	height	RRP
STA12	1200	700	710	£1470
STA16	1600	700	710	£1680
STA20	2000	700	710	£1890
STA24	2400	700	710	£2100



DINING BENCH

Dining bench with slab end legs

code	width	depth	height	RRP
SB10	1000	350	460	£683
SB14	1400	350	460	£788
SB18	1800	350	460	£840
SB22	2200	350	460	£893



UPHOLSTERED BENCH

Dining bench with upholstered seat pad and slab end legs

code	width	depth	height			
SBU10	1000	350	490			
SBU14	1400	350	490			
SBU18	1800	350	490			
SBU22	2200	350	490			

code	A	B	C	D	E	F
SBU10	£735	£762	£788	£830	£867	£982
SBU14	£867	£888	£935	£982	£1024	£1166
SBU18	£1003	£1050	£1077	£1145	£1197	£1371
SBU22	£1050	£1087	£1140	£1167	£1284	£1491

Table top and leg panels manufactured from 50mm MDF with slab ends
 Combine the outer and inner laminate colours with a choice of edge details
 Optional upholstered seat pads on benches in a choice of fabric colours
 Available with integrated power supply built in to the table



POSEUR TABLE

Poseur table with slab end legs


code	width	depth	height	RRP
SPTA12	1200	700	1050	£1418
SPTA16	1600	700	1050	£1523

Laminate options


Slab benches can be finished with 3 different options to suit any breakout or dining space

Select a laminate finish to create the perfect look

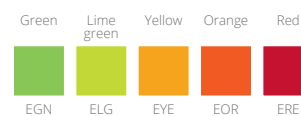
Outer laminate




Edge detail standard



Edge detail premium - add £50



Inner laminate



Mono

Duo

Trio



Outer, inner laminate and edge detail all one colour




Outer & inner laminate one colour, with different colour edge detail



Outer, inner laminate and edge detail all different colours

TABLES

cafe & dining furniture



Dining tables are simple yet elegant and offer a contemporary layer of style to any office breakout room or café area. Available with circular, square or rectangular tops in various sizes, you can also select from a wide range of base designs, edge finishes and laminate colours. Poseur tables are a very popular choice thanks to their simple yet stylish design which looks ideal in either a modern or traditional workplace, and a coffee table is also a great choice if you want to create a simple but impactful look in a breakout space or café area.



SAXON

sophisticated table designs



Fashions in furniture change nearly as quickly as clothes, but one thing that never goes out of fashion is a piece of furniture for people who place value on stylish design and functional décor. The Saxon range of dining and meeting tables with solid, tapered wooden legs exemplifies elegance and sophistication, and the white metal frame endows the table, bringing a touch of unique charm to any interior.



SAXON

sophisticated table designs



SQUARE DINING TABLE

Square dining table with 4 oak legs

code	width	depth	height	RRP
SDS800	800	800	750	£840
SDS1000	1000	1000	750	£945
SDS1200	1200	1200	750	£1050



RECTANGULAR DINING TABLE

Square dining table with 4 oak legs

code	width	depth	height	RRP
SDR1080	1000	800	750	£945
SDR1280	1200	800	750	£998
SDR1480	1400	800	750	£1050
SDR1680	1600	800	750	£1155
SDR1880	1800	800	750	£1260



SPS800

Square poseur table with 4 oak legs

Width 800 • Depth 800 • Height 1075

RRP
•••
£1260



SPR1880

Rectangular poseur table with 4 oak legs

Width 1800 • Depth 800 • Height 1075


RRP
•••
£1470

Sleek, curved wooden legs with a sturdy white metal underframe
Multi-functional tables ideal for use with wooden frame chairs and stools
Tops are manufactured from MDF with stylish, curved edges
Poseur height tables with foot ring for added stability



KARMA

stylish table designs



Karma is a full-facility table range that offers a range of table sizes, top shapes and materials with solid oak legs that allow you to personalise the furniture to the design intent and character of the space. Select the perfect table for your working style or meeting space with nine table top shapes which can be used in various configurations, and it's also easy to power up the Karma table with a 80mm central hole option for integrated power, data and charging.



KARMA

curved, oak leg frames



KRM003-T1

Triangular meeting table with 3 wooden legs

Width 1080 • Depth 1000 • Height 725

RRP

•••

£735



KRM004-C2

Large circular meeting table with 4 wooden legs

Width 1200 • Depth 1200 • Height 725

RRP

•••

£893



KRM005-P2

Pentagon shaped meeting table with 5 wooden legs

Width 1375 • Depth 1340 • Height 725

RRP

•••

£1103



KRM004-S1

Square meeting table with 4 wooden legs

Width 1000 • Depth 1000 • Height 725

RRP

•••

£788



KRM004-S2

Large square meeting table with 4 wooden legs

Width 1200 • Depth 1200 • Height 725

RRP

•••

£1050



KRM004-R1

Rectangular meeting table with 4 wooden legs

Width 1800 • Depth 1000 • Height 725

RRP

•••

£1260

Six table top shapes available with a selection of sizes
Circular, triangular, square, rectangle and pentagon shaped tables
Can be combined or used individually for a variety of purposes
Solid oak leg frames with complementary benches and stools



VIDA

square, flat base design



The Vida collection of tables features simple, contemporary lines and its expansive product offering supports virtually any workplace environment. Vida tables are offered in a variety of sizes, shapes and heights. Supporting the 25mm laminate tops is a square central column and slim square base in a black, brushed steel or white finish which wouldn't look out of place in any modern work area.



VIDA

dining, coffee & poseur tables



COFFEE TABLE

Square coffee table with square base and column

code	width	depth	height	RRP
VCS7	700	700	490	£368
VCS8	800	800	490	£394



DINING TABLE

Square dining table with square base and column

code	width	depth	height	RRP
VDS7	700	700	725	£394
VDS8	800	800	725	£420



POSEUR TABLE

Square poseur table with square base and column

code	width	depth	height	RRP
VPS7	700	700	1100	£447
VPS8	800	800	1100	£473


Base finish options

Choice of base and column finishes available in matching and contrasting options.


Add suffix to product code when ordering




-K
Black




-BS
Brushed steel



-WH
White



-K-BS
Black/Brushed Steel



-K-WH
Black/White

Bases and columns available in black, brushed steel and white
25mm table tops available in made-to-order laminate finishes
Range of square tables in 3 height options with easy, wipe clean surfaces
Perfect for employees to catch up over a quick drinks break



RICO

circular, flat base design



Classic, contemporary and refined are the words most often used to describe the Rico table range. Rico tables are available in coffee and poseur table formats as well as standard height meeting or dining tables. With its slim profile circular base and tubular column, Rico has a timeless design that never goes out of style, and the choice of circular, square or rectangular tops allows for customisation of design and function.



RICO

dining, coffee & poseur tables



COFFEE TABLE

Circular coffee table with circular base and column

code	width	depth	height	RRP
RCC6	600	600	490	£342
RCC8	800	800	490	£420



DINING TABLE

Circular dining table with circular base and column

code	width	depth	height	RRP
RDC6	600	600	725	£368
RDC8	800	800	725	£447
RDC10	1000	1000	725	£657
RDC12	1200	1200	725	£762



POSEUR TABLE

Circular poseur table with circular base and column

code	width	depth	height	RRP
RPC6	600	600	1100	£394
RPC8	800	800	1100	£473

Base finish options

Choice of base and column finishes available in matching and contrasting options.

Add suffix to product code when ordering



-K
Black



-BS
Brushed steel



-WH
White

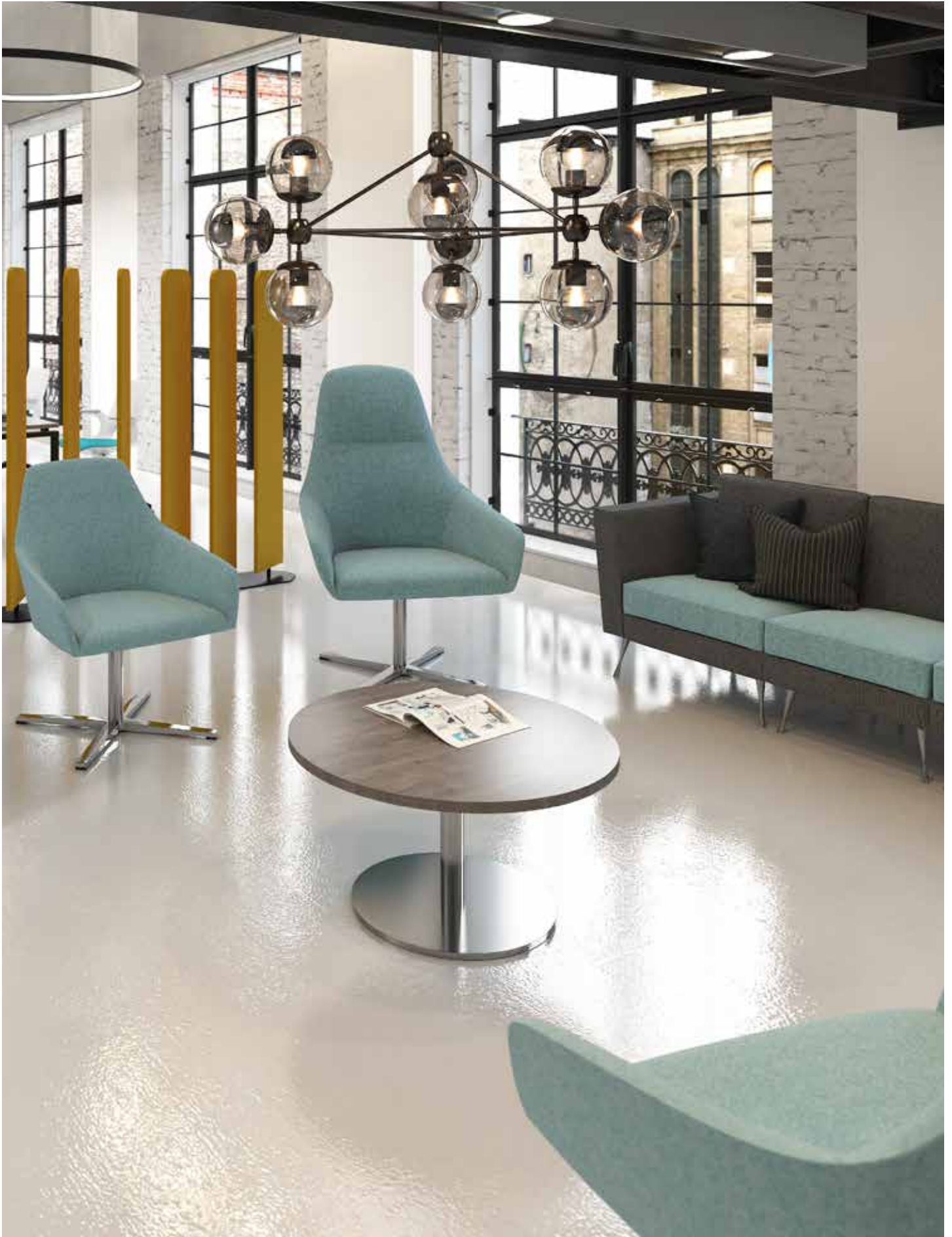


-K-BS
Black/Brushed Steel



-K-WH
Black/White

Bases and columns in black, brushed steel and white which can be mixed and matched
Elegant, round flat base design that works when placed next to a sofa or lounge chairs
Tops are manufactured from MDF with a choice of edge details
Range of circular tables ideal for entertaining visitors



EROS

rectangular, flat base design



Eros tables have the right proportions, flawless surfaces and a solid foundation, featuring a sturdy, rectangular base and twin uprights available in black, brushed steel and white that offer the ultimate in strength and stability. Straight and hexagonal table tops are available in a choice of laminate finishes, with a simple yet stylish design which can be used as a dining table or as a meeting table in any traditional or modern breakout space or dining area.



EROS

dining, coffee & poseur tables



COFFEE TABLE

Rectangular coffee table with two square columns and flat rectangular base

code	width	depth	height	RRP
ECR1270	1200	700	490	£935
ECR1280	1200	800	490	£1040
ECR1570	1500	700	490	£1092
ECR1580	1500	800	490	£1145



DINING TABLE

Rectangular dining table with two square columns and flat rectangular base

code	width	depth	height	RRP
EDR1270	1200	700	725	£987
EDR1280	1200	800	725	£1092
EDR1570	1500	700	725	£1145
EDR1580	1500	800	725	£1197



POSEUR TABLE

Rectangular poseur table with two square columns and flat rectangular base

code	width	depth	height	RRP
EPR1270	1200	700	1100	£1050
EPR1280	1200	800	1100	£1155
EPR1570	1500	700	1100	£1208
EPR1580	1500	800	1100	£1260


Base finish options

Choice of base and column finishes available in matching and contrasting options.


Add suffix to product code when ordering




-K
Black




-BS
Brushed steel



-WH
White



-K-BS
Black/Brushed Steel



-K-WH
Black/White

Rectangular tables with flat rectangular base and twin uprights
25mm table tops available in made-to-order laminate finishes
Add charm and warmth to any office breakout room or café area
Boasting an uncomplicated design and exceptional stability



DESIGNER TABLES

sophisticated table designs



It's a marriage of materials that harmoniously combine with simple shapes for beautifully designed, sophisticated tables that produce a stylish focal point for any breakout space.

The extremely versatile and very adaptable tables offer users a comfortable working position for using modern technology devices when sitting in a sofa or lounge chair, in addition to sleek, modern laptop tables which are both practical and versatile.



DESIGNER TABLES

coffee & laptop tables

Nera



NERA-Q-TABLE

Single corner unit coffee table

Width 600 • Depth 600 • Height 415

RRP
•••
£315

NERA-S-TABLE

Single square coffee table

Width 700 • Depth 700 • Height 240

RRP
•••
£315

Nera frame colours

Nera frames available in Black and Chrome paint finishes.

Add suffix to product code when ordering



-K
Black frame



-C
Chrome frame

Crew



CCT600-C

Crew circular coffee table with wooden legs

Width 600 • Depth 600 • Height 450

RRP
•••
£420



CCT500-S

Crew Square coffee table with wooden legs

Width 500 • Depth 500 • Height 450

RRP
•••
£420

Crew base finish

Crew coffee table bases available in Black, Oak & White finishes.

Add suffix to product code when ordering



-K
Black base



-O
Oak base



-WH
White base

Enable



ENB500-C

Enable coffee table with circular top and oak legs

Width 500 • Depth 500 • Height 460

RRP
•••
£473

The perfect companion to the Crew, Nera, Twist/Shout and Kastaway collections
 Sleek, modern designs available with metal or wooden bases
 Comprehensive range of table top finishes available to suit any environment
 Fashionable and highly functional, ideal for use in breakout spaces and reception areas

Buddy



BUDDY-1

Laptop table with shield shaped top

Width 460 • Depth 500 • Height 680

RRP
 •••
 £410



BUDDY-2

Laptop table with rectangular top

Width 460 • Depth 500 • Height 680

RRP
 •••
 £305

Buddy frame colours

Buddy frames available in Black and White paint finishes.

Add suffix to product code when ordering



-BL
 Black frame



-WH
 White frame

Kastaway



KST-CT750

Coffee table

Width 750 • Depth 750 • Height 380

RRP
 •••
 £578



KST-PT01

Poseur table

Width 1400 • Depth 900 • Height 1100

RRP
 •••
 £840

Shout



BSH01-CT

Coffee table with chrome 4 star base

Width 600 • Depth 600 • Height 420

RRP
 •••
 £263


CHAIRS & STOOLS

Multi-purpose seating solutions



Bistro-style seating features contoured seats which are designed for maximum comfort and durability, making them ideal for office breakout rooms and dining areas. Offering the ultimate combination of sleekness and sophistication, the economical and practical stackable chairs and stools are available in a multitude of colour options for a fun and easy match with any decorating style.

Wooden seating also provides a luxury feel with a cushioned seat and back that offer additional comfort whilst employees dine and gather.



SUZI

multi-purpose seating



Suzi is intentionally a simple chair, yet it still vibrantly enhances a space with effortless versatility. With a gently contoured seat and back that provides even support without creating pressure points or restricting movement, Suzi provides comfort all day long. The ability to offer mix of materials, colours, base options and arms make Suzi a lively offering with a fresh approach to standard seating so people feel at home in any space.



SUZI

multi-purpose seating



SUZ100

Fully upholstered chair with 4 star aluminium swivel base

Width 480 • Depth 550 • Height 850

Fabric bands

A	B	C	D	E	F
£420	£447	£473	£525	£578	£630



SUZ200

Fully upholstered chair with 4 oak wooden legs

Width 480 • Depth 550 • Height 840

Fabric bands

A	B	C	D	E	F
£447	£473	£499	£552	£604	£657



SUZ300

Fully upholstered chair with chrome skid frame

Width 480 • Depth 550 • Height 830

Fabric bands

A	B	C	D	E	F
£315	£342	£368	£420	£473	£525



SUZ400-K

Fully upholstered chair with black pyramid base

Width 480 • Depth 550 • Height 830

Fabric bands

A	B	C	D	E	F
£315	£342	£368	£420	£473	£525



SUZ400-WH

Fully upholstered chair with white pyramid base

Width 480 • Depth 550 • Height 830

Fabric bands

A	B	C	D	E	F
£315	£342	£368	£420	£473	£525

Fully upholstered shell with 4 base styles for different work environments

Also ideal for the home office

Available with or without chrome arms

Italian-style, modern, comfortable multi-purpose seating range



SUZ100A

Fully upholstered chair with arms and 4 star aluminium swivel base

Width 530 • Depth 550 • Height 850

Fabric bands

A	B	C	D	E	F
£473	£499	£525	£578	£630	£683



SUZ200A

Fully upholstered chair with arms and 4 oak wooden legs

Width 530 • Depth 550 • Height 840

Fabric bands

A	B	C	D	E	F
£525	£552	£578	£630	£683	£735



SUZ300A

Fully upholstered chair with arms and chrome skid frame

Width 530 • Depth 550 • Height 830

Fabric bands

A	B	C	D	E	F
£420	£447	£473	£525	£578	£630



SUZ400A-K

Fully upholstered chair with arms and black pyramid base

Width 530 • Depth 550 • Height 830

Fabric bands

A	B	C	D	E	F
£420	£447	£473	£525	£578	£630



SUZ400A-WH

Fully upholstered chair with arms and white pyramid base

Width 530 • Depth 550 • Height 830

Fabric bands

A	B	C	D	E	F
£420	£447	£473	£525	£578	£630

HARMONY

multi-purpose seating



From rich hues to subtle neutral colours, the Harmony seating collection will transform any space with sled and 4 leg frames available in black, chrome or individually painted to match the chair colours. Harmony's moulded shells are strong, durable, easy to clean, stylish, available in 8 colours, and when its time to move on you can stack them on a trolley.



HARMONY

colourful seating



HRM504C

Multi-purpose chair with chrome 4 leg frame

Width 550 • Depth 520 • Height 830

RRP
•••
£168



HRM504K

Multi-purpose chair with black 4 leg frame

Width 550 • Depth 520 • Height 830

RRP
•••
£168



HRM501C

Multi-purpose chair with chrome sled frame

Width 550 • Depth 520 • Height 830

RRP
•••
£205



HRM504CA

Multi-purpose chair with arms and chrome 4 leg frame

Width 550 • Depth 520 • Height 830

RRP
•••
£200



HRM504KA

Multi-purpose chair with arms and black 4 leg frame

Width 550 • Depth 520 • Height 830

RRP
•••
£200



HRM501CA

Multi-purpose chair with arms and chrome sled frame

Width 550 • Depth 520 • Height 830

RRP
•••
£221



HRM509C

Multi-purpose stool with chrome sled frame

Width 550 • Depth 520 • Height 1160

RRP
•••
£252



HRM-T

Black mobile stacking trolley for 4 leg and sled frame chairs



Width 580 • Depth 850 • Height 690

RRP
•••
£473

Colour options

Shells available in a range of colours.
Add suffix to product code when ordering

Shell colours

	-K Black		-CR Cream
	-GR Grey		-RE Red
	-BL Blue		-GN Green
	-OR Orange		-WH White

Black, blue, cream, green, grey, orange, red and white colour plastic shell options
 Available as a sled frame or 4 leg frame chair, with or without arms
 Robust construction which is ideal for contract and retail settings
 High density stacking chair that is visually pleasing



HRM504K-K

Multi-purpose chair with black seat and matching 4 leg frame

Width 550 • Depth 520 • Height 830

RRP
 •••
 £168



HRM504BL-BL

Multi-purpose chair with blue seat and matching 4 leg frame

Width 550 • Depth 520 • Height 830

RRP
 •••
 £273



HRM504CR-CR

Multi-purpose chair with cream seat and matching 4 leg frame

Width 550 • Depth 520 • Height 830

RRP
 •••
 £273



HRM504GN-GN

Multi-purpose chair with green seat and matching 4 leg frame

Width 550 • Depth 520 • Height 830

RRP
 •••
 £273



HRM504GR-GR

Multi-purpose chair with grey seat and matching 4 leg frame

Width 550 • Depth 520 • Height 830

RRP
 •••
 £273



HRM504OR-OR

Multi-purpose chair with orange seat and matching 4 leg frame

Width 550 • Depth 520 • Height 830

RRP
 •••
 £273



HRM504RE-RE

Multi-purpose chair with red seat and matching 4 leg frame

Width 550 • Depth 520 • Height 830

RRP
 •••
 £273

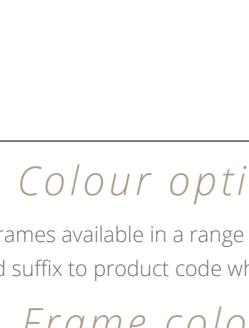


HRM504WH-WH

Multi-purpose chair with white seat and matching 4 leg frame

Width 550 • Depth 520 • Height 830









RRP
 •••
 £273



Colour options


Frames available in a range of colours.
 Add suffix to product code when ordering

Frame colours

 -K RAL 9005 Jet Black	 -CR RAL 1001 Beige
 -GR RAL 7003 Moss Grey	 -RE RAL 3020 Traffic Red
 -BL RAL 5014 Pigeon Blue	 -GN RAL 6025 Fern Green
 -OR RAL 2003 Pastel Orange	 -GR RAL 9003 Signal White

VERVE

vibrant dining seating



The Verve family of chairs celebrates comfort, colour and design in sled frame, sled frame with arms and 4 leg styles. With a contoured shape that provides comfort all day long, Verve allows for combinations of different vibrant shell colours, frame and leg options to give personality and character to any space around a meeting table, in a dining area or a conference room.



VERVE

stylish seating solutions



VRV501CA

Multi-purpose chair with arms and chrome sled frame

Width 535 • Depth 510 • Height 810

RRP
•••
£258



VRV501KA

Multi-purpose chair with arms and black sled frame

Width 535 • Depth 510 • Height 810

RRP
•••
£258



VRV501C

Multi-purpose chair with chrome sled frame

Width 535 • Depth 510 • Height 810

RRP
•••
£195



VRV501K

Multi-purpose chair with black sled frame

Width 535 • Depth 510 • Height 810

RRP
•••
£195

Black, blue, red and white colour plastic shell options
Available as a sled frame, sled frame with arms or 4 leg frame
High density stacking chair ideal for canteens or dining locations
Extremely comfortable and adaptable to any environment



VRV504C

Multi-purpose chair with chrome 4 leg frame

Width 535 • Depth 510 • Height 810

RRP
•••
£221



VRV504K

Multi-purpose chair with black 4 leg frame

Width 535 • Depth 510 • Height 810

RRP
•••
£221

Colour options

Shells available in a range of colours.
Add suffix to product code when ordering

Shell colours



PITCH

practical dining seating



Pitch is an economical and practical range of wooden and upholstered chairs and stools that are ideal for office breakout rooms and dining areas. With frames available in beech and walnut, Pitch seating has a simple yet modern design that creates a distinctive optical effect of lightness and elegance, offering additional comfort whilst employees dine and gather.



PITCH

dining chairs & stools



PIT504-B

Dining chair with beech back and seat

Width 530 • Depth 560 • Height 870

RRP
•••
£147



PIT504-W

Dining chair with walnut back and seat

Width 530 • Depth 560 • Height 870

RRP
•••
£147



PIT504-BUS

Dining chair with beech back and fabric seat

Width 530 • Depth 560 • Height 870

Fabric bands

A	B	C	D	E	F
£195	£205	£216	£226	£242	£263



PIT504-WUS

Dining chair with walnut back and fabric seat

Width 530 • Depth 560 • Height 870

Fabric bands

A	B	C	D	E	F
£195	£205	£216	£226	£242	£263



PIT504-F

Dining chair with fully upholstered back and seat

Width 530 • Depth 560 • Height 870

Fabric bands

A	B	C	D	E	F
£210	£221	£231	£242	£263	£294

Frame colours

Choice of Black, Chrome or White frames.
Add suffix to product code when ordering



-K Black



-C Chrome



-WH White

Beech or walnut dining chairs & stools with legs available in black, chrome and white
 Available with a natural wooden seat and back, upholstered seat or fully upholstered chair
 Durable laminated frame with curved back to promote healthy posture
 Dining chairs stackable for space-efficient storage when not in use



PIT509-B

Dining stool with beech back and seat

Width 515 • Depth 550 • Height 1050

RRP
 •••
 £179



PIT509-W

Dining stool with walnut back and seat

Width 515 • Depth 550 • Height 1050

RRP
 •••
 £179



PIT509-BUS

Dining stool with beech back and fabric seat

Width 515 • Depth 550 • Height 1050

Fabric bands

A	B	C	D	E	F
£221	£231	£242	£252	£273	£305



PIT509-WUS

Dining stool with walnut back and fabric seat

Width 515 • Depth 550 • Height 1050

Fabric bands

A	B	C	D	E	F
£221	£231	£242	£252	£273	£305



PIT509-F

Dining stool with fully upholstered back and seat

Width 515 • Depth 550 • Height 1050

Fabric bands

A	B	C	D	E	F
£242	£263	£284	£305	£326	£347

Frame colours

Choice of Black, Chrome or White frames.
 Add suffix to product code when ordering



-K Black




-C Chrome



-WH White

REMY

upholstered high seating



Remy is high full upholstered high stool with gentle moulded curves that invites people to sit and gather for casual conversations. Versatile with a contemporary design that offers new heights of comfort and value, the modern styling of the sculpted back is complemented with 4 base options in wooden leg and sled frame variants to make it a perfect choice for every area of the office environment.



REMY

upholstered high seating



REM-HS-K

Remy fully upholstered high stool with black oak legs

Width 410 • Depth 470 • Height 940

Fabric bands

A	B	C	D	E	F
£578	£604	£630	£657	£683	£709



REM-HS-O

Remy fully upholstered high stool with natural oak legs

Width 410 • Depth 470 • Height 940

Fabric bands

A	B	C	D	E	F
£578	£604	£630	£657	£683	£709



REM-HS-WH

Remy fully upholstered high stool with white oak legs

Width 410 • Depth 470 • Height 940

Fabric bands

A	B	C	D	E	F
£578	£604	£630	£657	£683	£709



REM-HSA-K

Remy fully upholstered high stool with arms and black oak legs

Width 460 • Depth 470 • Height 940

Fabric bands

A	B	C	D	E	F
£657	£683	£709	£735	£762	£788



REM-HSA-O

Remy fully upholstered high stool with arms and natural oak legs

Width 460 • Depth 470 • Height 940

Fabric bands

A	B	C	D	E	F
£657	£683	£709	£735	£762	£788



REM-HSA-WH

Remy fully upholstered high stool with arms and white oak legs

Width 460 • Depth 470 • Height 940

Fabric bands

A	B	C	D	E	F
£657	£683	£709	£735	£762	£788



REM-HS-CS

Remy fully upholstered high stool with chrome sled frame

Width 410 • Depth 470 • Height 940

Fabric bands

A	B	C	D	E	F
£394	£420	£447	£473	£525	£552



REM-HSA-CS

Remy fully upholstered high stool with arms and chrome sled frame

Width 460 • Depth 470 • Height 940

Fabric bands

A	B	C	D	E	F
£473	£499	£525	£552	£604	£630

Supplied with wooden 4 leg or chrome sled frames
Channel-stitched upholstery is standard for added beauty
Frames with supporting footrests for added comfort
Available with and without arms chrome arms to match footrings



ROSCOE

stylish colourful stools



The Roscoe high stool collection is a multi-tasker with a chic aesthetic that sets a new bar for plastic seating with an ingeniously simple design allows the back to flex, which encourages movement and relaxation. Roscoe's tapered contours and curved seat and back design deliver a refined aesthetic that is built for long-lasting function, ideal for cafes, office kitchens, dining halls - anywhere elegant, durable seating is needed.



ROSCOE

colourful dining seating



ROS01-HS

Roscoe high stool with natural oak legs and plastic shell

Width 440 • Depth 480 • Height 1100

RRP
•••
£525



ROS02-HS

Roscoe high stool with chrome legs and plastic shell

Width 440 • Depth 480 • Height 1100

RRP
•••
£289



ROS01-HSA

Roscoe high stool with natural oak legs and plastic shell with arms

Width 530 • Depth 480 • Height 1100

RRP
•••
£578



ROS02-HSA

Roscoe high stool with chrome legs and plastic shell with arms

Width 530 • Depth 480 • Height 1100

RRP
•••
£315

Shell colours



-CG Charcoal Grey



-IB Ice Blue



-SB Sandy Beech



-WY Warm yellow

Choose from 4 designer colors with coordinating matching arms

Available with and without arms, with and without seat pad

Supplied with 4 leg wooden or chrome frames

Frames with supporting footrests for added comfort



ROS01-HS-SP

Roscoe high stool with natural oak legs and plastic shell with arms with upholstered seat pad

Width 440 • Depth 480 • Height 1100

Fabric bands

A	B	C	D	E	F
£578	£604	£630	£657	£683	£709



ROS01-HSA-SP

Roscoe high stool with chrome legs and plastic shell with upholstered seat pad

Width 530 • Depth 480 • Height 1100

Fabric bands

A	B	C	D	E	F
£630	£657	£683	£709	£735	£762



ROS02-HS-SP

Roscoe high stool with chrome legs and plastic shell with upholstered seat pad

Width 440 • Depth 480 • Height 1100

Fabric bands

A	B	C	D	E	F
£342	£368	£394	£420	£447	£473



ROS02-HSA-SP

Roscoe high stool with chrome legs and plastic shell with arms

Width 530 • Depth 480 • Height 1100

Fabric bands

A	B	C	D	E	F
£368	£394	£420	£447	£473	£499

DESIGNER SEATING

modern landscape furniture



Our range of made to order designer soft seating options have been designed to make people feel welcome and comfortable when relaxing, during meetings and presentations, or waiting in an inspiring and comfortable environment. These chairs have been designed to match any table design or colour, or to act as a standalone character piece in the workplace and these contoured soft seating chairs are the perfect combination of style, strength and extra comfort.



DESIGNER SEATING

stools, chairs & benches



KST-LS01-K

Low stool with upholstered clover shaped seat

Width 450 • Depth 400 • Height 400

Fabric bands

A	B	C	D	E	F
£347	£399	£452	£504	£557	£609



KST-LS02

Low stool with fully upholstered base and seat

Width 450 • Depth 400 • Height 400

Fabric bands

A	B	C	D	E	F
£399	£452	£504	£557	£609	£662



KST-HS01-K

High stool with upholstered clover shaped seat

Width 400 • Depth 400 • Height 750

Fabric bands

A	B	C	D	E	F
£394	£447	£499	£552	£604	£657



CDC-SH

Fully upholstered chair with oak effect legs

Width 465 • Depth 510 • Height 860

Fabric bands

A	B	C	D	E	F
£525	£546	£567	£588	£609	£630



CLS-R

Upholstered low stool with oak effect legs

Width 390 • Depth 390 • Height 460

Fabric bands

A	B	C	D	E	F
£420	£441	£462	£483	£504	£525

Frame colours

Solid wood frames stained in a choice of 3 colours.

Add suffix to product code when ordering



-K
Black

-O
Oak

-WH
White



ENB-LS

Low stool with 3 wooden legs

Width 380 • Depth 380 • Height 475

Fabric bands

A	B	C	D	E	F
£420	£441	£462	£483	£504	£546



ENBU-12

Low bench with 4 wooden legs

Width 1200 • Depth 380 • Height 475

Fabric bands

A	B	C	D	E	F
£578	£599	£620	£641	£662	£704

Kastaway low and high stool options with steel frame and clover shaped seat
Crew with solid wood legs to deliver a combination of form, function, comfort, detail and aesthetics

Enable single low stool and upholstered benches with curved seats

Coordinate the look with the matching tables or have a bit of fun and mix it up



MODULAR SHELVING

an emphasis on creativity



The workplace is evolving; the demand for adaptable, flexible spaces is greater than ever before with more emphasis on creativity, collaboration and well-being. Open plan offices, for all their benefits, are now required to do more and to work harder. The need for furniture solutions to offer differing work zones, breakout spaces, social spaces and biophilic elements has never been so important. Coupled with less demand for physical storage space, there is great potential for a furniture system that offers all these elements.



FLO

modular shelving




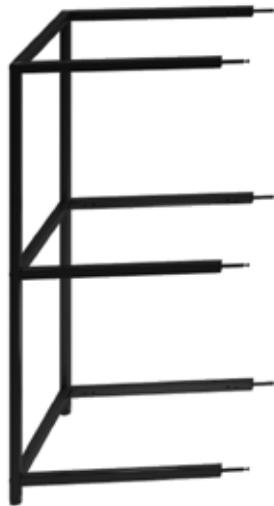
The Flo modular shelving system epitomises the future of adaptable, modern design. Go with the Flo with an infinite number of layout options and shapes to help create work zones in any space to promote privacy or transparency as needed. The crisp, clean aesthetic of the black frame allows you to break up the workplace landscape while bringing together a wide range of complementary components and products – and, never compromising on design.



THE RULES

a guide to building your shelving system

1 Starter frameworks are supplied with two end ladders and can be used independently. For larger straight runs, only one Starter Framework is required per configuration.



5

Extensions can be attached either side of starter framework as required. As with all extensions rule 2 must be followed to ensure the right heights of ladders are supplied.

GO WITH THE FLO

business interiors direct **Plan Your Own** **SOCIAL SPACES**

Accessories

Shelves	Cubbies	Dividers	Planter Boxes

Use the grid form to complete your own Flo configuration. Download the form from the QR code below

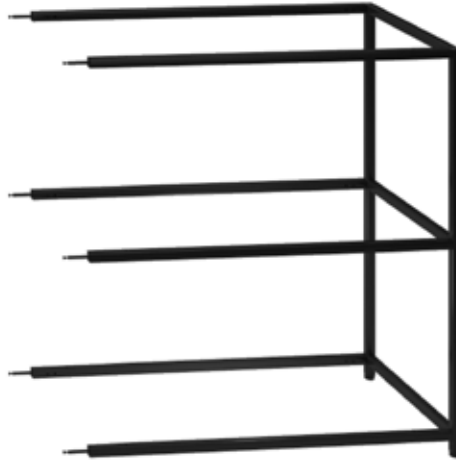


! "# \$ % & ' () * + , - . /

2 Extension frameworks are supplied with a single end ladder and all necessary hardware to attach to a Starter framework. Extensions must be the same height or lower than the Starter framework.



3 All extensions and starters, regardless of design, are compatible; providing they are of the same height or lower than the framework they attach too. See rule 2.



4 Multiple extensions can be specified to create a configuration to suit your dimensions. Starter frameworks are 420 and 820mm wide. Extension frameworks are 400 and 800mm wide.



Example layout

800 wide starter plus two 400 wide add-on units and one 800 wide add-on unit

FLO

starter & add-on shelving

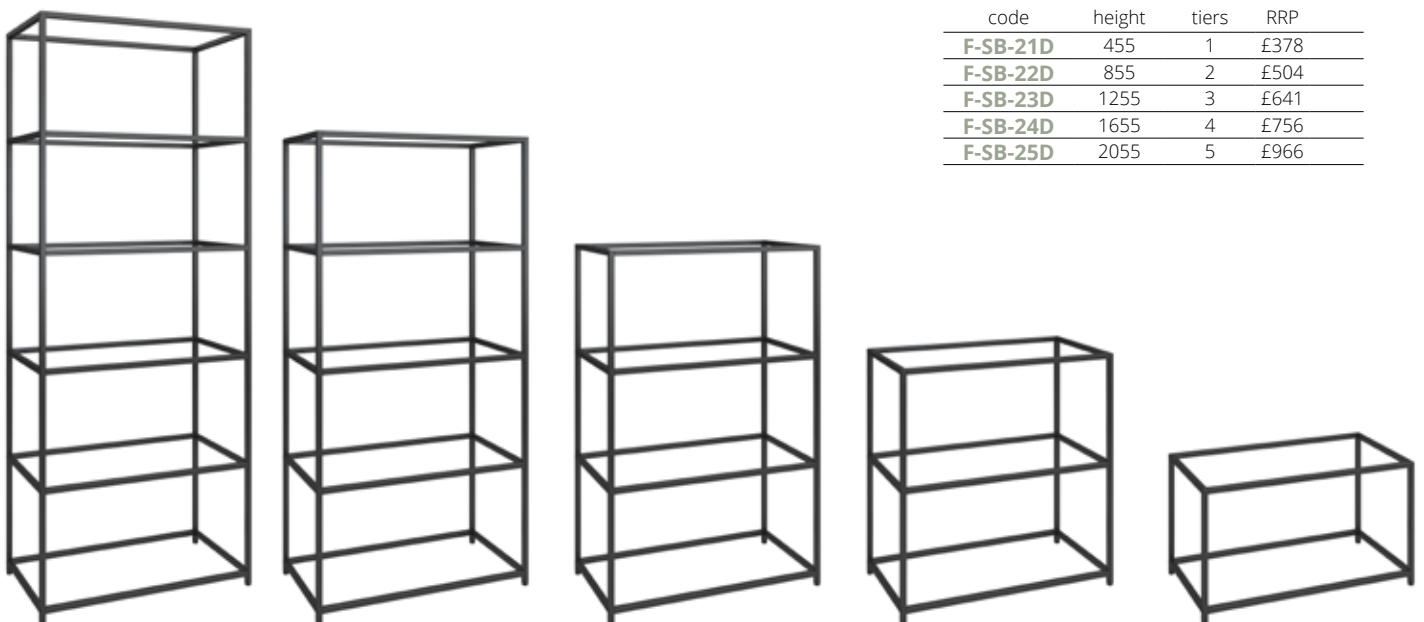
STARTER UNITS



SINGLE STARTER

400mm wide starter shelving unit 400mm deep

code	height	tiers	RRP
F-SB-11S	455	1	£347
F-SB-12S	855	2	£473
F-SB-13S	1255	3	£609
F-SB-14S	1655	4	£725
F-SB-15S	2055	5	£935



DOUBLE STARTER

800mm wide starter shelving unit 400mm deep

code	height	tiers	RRP
F-SB-21D	455	1	£378
F-SB-22D	855	2	£504
F-SB-23D	1255	3	£641
F-SB-24D	1655	4	£756
F-SB-25D	2055	5	£966

Modular grid-based shelving/storage system for adaptable, flexible spaces

Streamlined framework utilising a small number of standard components

Configured in an infinite number of ways to suit any space

Concise range of standard components to create different size units

ADD-ON UNITS



SINGLE ADD-ON

400mm wide add-on shelving unit 400mm deep

code	height	tiers	RRP
F-AB-11S	455	1	£231
F-AB-12S	855	2	£315
F-AB-13S	1255	3	£420
F-AB-14S	1655	4	£525
F-AB-15S	2055	5	£630



DOUBLE ADD-ON

800mm wide add-on shelving unit 400mm deep

code	height	tiers	RRP
F-AB-21D	455	1	£284
F-AB-22D	855	2	£368
F-AB-23D	1255	3	£473
F-AB-24D	1655	4	£578
F-AB-25D	2055	5	£748

FLO

Shelving accessories





SHELVES

Shelves in single or double widths

code	width	depth	height	RRP
F-SH1	380	380	20	£53
F-SH2	780	380	20	£69

Shelves fit in to the Flo modular shelving range inset and flush between the horizontal rails. Supplied with all required fixings.

Flo shelves are available in single or double sizes and in black steel or a selection of mfc wood finishes for aesthetic preference.



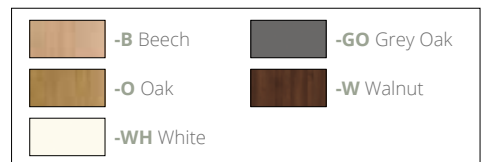
CUBBIES

MFC enclosed shelves in single or double widths

code	width	depth	height	RRP
F-CB1	380	380	380	£105
F-CB2	780	380	380	£126

Cubby Units compliment the Flo range beautifully, offering an enclosed shelving solution with a contrast to the rigid structure of the framework. The wooden unit that coordinates with the Flo modular shelving range in its most simplistic form.

Cubbies are available in single or double sizes and in a selection of mfc wood finishes.



Wooden, steel and fabric accessories in a selection of finishes and styles

Add colour and mixed materials to any storage space

All fabric divider panels are available in Camira Xtreme fabric

Fast assembly allowing accessories to be positioned easily








DIVIDERS

Wooden or fabric shelf dividers 380 x 380mm

code	description	RRP
F-DV1	MFC divider	£53
F-DV1-F	Made-to-order Fabric	£105

Vertical dividers sit flush between the framework and are designed to be used as in end panels and to fill voids in the framework or also fit in the back of the cubes for added privacy. Each style of divider has its own merits and your choice is largely dependent on aesthetic preference.

Dividers are available in single sizes in a selection of mfc wood finishes or fully upholstered

	-B Beech		-GO Grey Oak
	-O Oak		-W Walnut
	-WH White		

	-F Fabric (Camira Xtreme)
---	----------------------------------



PLANTER BOX

Black steel planter box supplied with plastic liners

code	width	depth	height	RRP
F-PLB1-KS	380	420	135	£315
F-PLB2-KS	780	420	135	£368

Planter boxes are ideal for bringing the outdoors inside by adding a bit of plant life into the work environment. Designed to fit on top of Flo modular storage shelving and supplied with a plastic liner, they are perfect for helping to divide up areas in the office.

Planter boxes are available in single or double sizes in a black steel finish.

	-KS Black Steel
---	------------------------


FLO

example configurations




Components

Shelving	Qty
Starter unit single 4 high	1
Add-on unit single 3 high	1
Add-on unit single 2 high	1
Add-on unit single 1 high	1
Accessories	
Cubby unit single	2
Divider	2
Shelf single	11



Components

Shelving	Qty
Starter unit double 5 high	1
Add-on unit double 5 high	1
Add-on unit single 5 high	1
Add-on unit single 1 high	3
Accessories	
Cubby unit double	1
Cubby unit single	1
Divider	6
Planter box double	2
Planter box single	1
Shelf double	5
Shelf single	7




Flo modular shelving is fully modular and customisable
 Huge range of configurations can be designed to suit any brief and budget
 Example configurations shown represent a fraction of what is possible
 For more information and help with planning please contact us



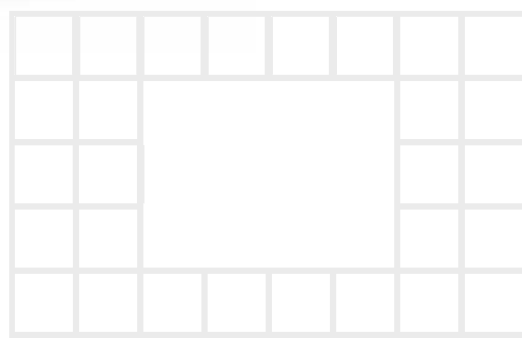
Components

Shelving	Qty
Starter unit double 5 high	1
Add-on unit single 4 high	2
Add-on unit double 3 high	1
Add-on unit single 3 high	1
Add-on unit double 2 high	1
Accessories	
Cubby unit double	2
Cubby unit single	2
Divider	7
Shelf double	8
Shelf single	7



Components

Shelving	Qty
Starter unit single 5 high	1
Add-on unit single 5 high	7
Accessories	
Cubby unit single	3
Divider	4
Shelf single	24
TV cupboard unit	1




PRIVATE WORKING

create a compact, secluded working area



Highly relevant in today's modern open plan offices, Soli Workspaces are designed for those moments where personal space is required to focus on tasks with minimal noise and distraction.

The solo booths are a great place for individuals to seek refuge away the busy, hectic office environment by creating a compact, secluded working area which is sometimes needed for a period of intensive work or concentration to finish off the job in hand. Soli's modular design can be easily extended with numerous configurations to suit any office layout.



SOLI

private working spaces



Too much interaction and not enough privacy has become a real issue for employees who need to concentrate or just take a break during the working day. Soli workstations bring a new level of flexibility to the office with versatile, individual cubicles to suit all working styles. Soli's unique connection joints allow for endless workstation permutations, sharing components which saves space and costs compared to stand alone units.



HUBS

low & high screen booths



SLCU142S

2 PERSON SIDE BY SIDE

Two person side by side booth with low screens

code	width	Overall depth	height	Desk width	depth
SLCU142S	2905	1670	1100	1400	800


FABRIC BANDS

A	B	D	E
£4725	£5250	£5775	£6563

SLCU162S	3305	1670	1100	1600	800
-----------------	------	------	------	------	-----

FABRIC BANDS

A	B	D	E
£5250	£5775	£6300	£7088



SLCU164P

4 PERSON WORKSTATION

Four person workstation with low screens

code	width	Overall depth	height	Desk width	depth
SLCU144P	2905	3305	1100	1400	800

FABRIC BANDS

A	B	D	E
£7875	£8400	£8925	£9713

SLCU164P	3305	3305	1100	1600	800
-----------------	------	------	------	------	-----

FABRIC BANDS

A	B	D	E
£8400	£8925	£9450	£10,238

Fabric bands


Band A - Cara, Carlow

Band B - Era 170, Sonus

Band D - Blazer Lite, Synergy

Band E - Blazer, Synergy 170

Available in 2 person side-by-side or 4 person back-to-back hubs
1400mm and 1600mm width options including 800mm deep desk with return
White 25mm worktops with 36mm thick screens for optimal sound absorption
Adjustable worktop height options for desk high or poseur table levels



SMCU142S

2 PERSON SIDE BY SIDE

Two person side by side booth with high screens

code	width	Overall depth	height	Desk width	depth
SMCU142S	2905	1670	1500	1400	800


FABRIC BANDS

A	B	D	E
£5775	£6300	£6825	£7613

SMCU162S	3305	1670	1500	1600	800
-----------------	------	------	------	------	-----

FABRIC BANDS

A	B	D	E
£6300	£6825	£7350	£8138



SMCU164P

4 PERSON WORKSTATION

Four person workstation with high screens

code	width	Overall depth	height	Desk width	depth
SMCU144P	2905	3305	1500	1400	800

FABRIC BANDS

A	B	D	E
£8925	£9450	£9975	£10,763

SMCU164P	3305	3305	1500	1600	800
-----------------	------	------	------	------	-----

FABRIC BANDS


A	B	D	E
£9450	£9975	£10,500	£11,288

SQUARES


side-by-side workspaces



SLS10S



SLS10S-2



SLS10S-3

SLAS10S

SINGLE UNITS

Single units with low screens

code	width	Overall depth	height	Desk width	Desk depth
SLS10S	1070	835	1100	1000	600

FABRIC BANDS

A	B	D	E
£1575	£1890	£2205	£2520

SLS12D	1270	1035	1100	1200	800
---------------	------	------	------	------	-----

FABRIC BANDS

A	B	D	E
£1785	£2100	£2415	£2730

DOUBLE UNITS

Double units with low screens

code	width	Overall depth	height	Desk width	Desk depth
SLS10S-2	2105	835	1100	1000	600

FABRIC BANDS

A	B	D	E
£2730	£3360	£3990	£4620

SLS12D-2	2505	1035	1100	1200	800
-----------------	------	------	------	------	-----

FABRIC BANDS

A	B	D	E
£3150	£3780	£4410	£5040

TRIPLE UNITS & ADD-ONS

Triple units with low screens

code	width	Overall depth	height	Desk width	Desk depth
SLS10S-3	3140	835	1100	1000	600

FABRIC BANDS

A	B	D	E
£3885	£4830	£5775	£6720

SLS12D-3	3740	1035	1100	1200	800
-----------------	------	------	------	------	-----

FABRIC BANDS

A	B	D	E
£4515	£5460	£6405	£7350

ADD-ON UNITS

Add to a unit to create a run of Soli booths

SLAS10S	1035	835	1100	1000	600
----------------	------	-----	------	------	-----

FABRIC BANDS

A	B	D	E
£1155	£1470	£1785	£2100

SLAS12D	1235	1035	1100	1200	800
----------------	------	------	------	------	-----

FABRIC BANDS

A	B	D	E
£1365	£1680	£1995	£2310

Fabric bands

Band A - Cara, Carlow

Band B - Era 170, Sonus

Band D - Blazer Lite, Synergy


Band E - Blazer, Synergy 170



SMS12D



SMS12D-2



SMS12D-3

SMAS12D

Available in 1200mm and 1600mm widths and 600mm/800mm deep desks
White 25mm worktops with 36mm thick screens for optimal sound absorption

Extend into endless modular workstations with rows of straight add-on units

Adjustable worktop height options for desk high or poseur table levels

SINGLE UNITS

Single units with high screens

code	width	Overall depth	height	Desk width	Desk depth
SMS10S	1070	835	1500	1000	600

FABRIC BANDS

A	B	D	E
£1890	£2205	£2520	£2835

SMS12D	1270	1035	1500	1200	800
---------------	------	------	------	------	-----

FABRIC BANDS

A	B	D	E
£2100	£2415	£2730	£3045

DOUBLE UNITS

Double units with high screens

code	width	Overall depth	height	Desk width	Desk depth
SMS10S-2	2105	835	1500	1000	600

FABRIC BANDS

A	B	D	E
£3360	£3990	£4620	£5250

SMS12D-2	2505	1035	1500	1200	800
-----------------	------	------	------	------	-----

FABRIC BANDS

A	B	D	E
£3780	£4410	£5040	£5670

TRIPLE UNITS & ADD-ONS

Triple units with high screens

code	width	Overall depth	height	Desk width	Desk depth
SMS10S-3	3140	835	1500	1000	600

FABRIC BANDS

A	B	D	E
£4830	£5775	£6720	£7665

SMS12D-3	3740	1035	1500	1200	800
-----------------	------	------	------	------	-----

FABRIC BANDS

A	B	D	E
£5460	£6405	£7350	£8295

ADD-ON UNITS

Add to a unit to create a run of Soli booths

SMAS10S	1035	835	1500	1000	600
----------------	------	-----	------	------	-----

FABRIC BANDS

A	B	D	E
£1470	£1785	£2100	£2415

SMAS12D	1235	1035	1500	1200	800
----------------	------	------	------	------	-----

FABRIC BANDS

A	B	D	E
£1680	£1995	£2310	£2625

SQUARES

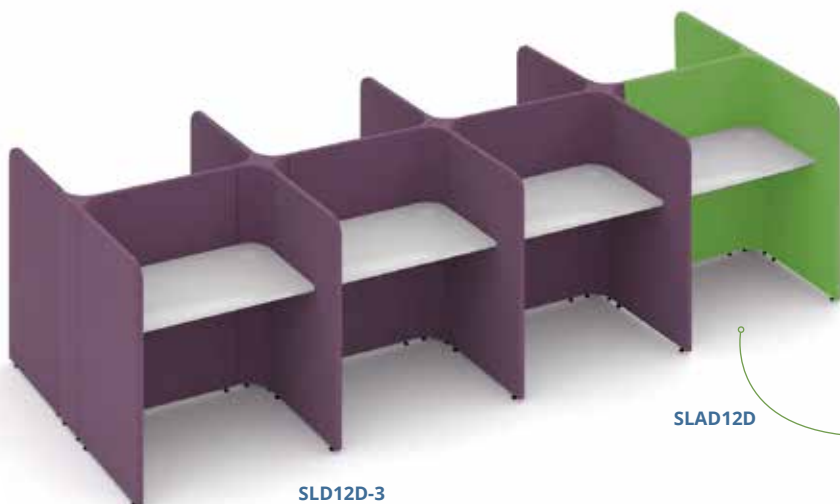
back-to-back workspaces



SLD12D



SLD12D-2



SLD12D-3

SLAD12D

SINGLE UNITS

Single back-to-back units with low screens

code	width	Overall depth	height	Desk width	Desk depth
SLD10S	1070	1635	1100	1000	600

FABRIC BANDS

A	B	D	E
£2625	£2940	£3255	£3570

SLD12D	1270	2035	1100	1200	800
---------------	------	------	------	------	-----

FABRIC BANDS

A	B	D	E
£3045	£3360	£3675	£3990

DOUBLE UNITS

Double units with low screens

code	width	Overall depth	height	Desk width	Desk depth
SLD10S-2	2105	1635	1100	1000	600

FABRIC BANDS

A	B	D	E
£4515	£5145	£5775	£6405

SLD12D-2	2505	2035	1100	1200	800
-----------------	------	------	------	------	-----

FABRIC BANDS

A	B	D	E
£5250	£5880	£6510	£7140

TRIPLE UNITS & ADD-ONS

Triple units with low screens

code	width	Overall depth	height	Desk width	Desk depth
SLD10S-3	3140	1635	1100	1000	600

FABRIC BANDS

A	B	D	E
£6405	£7350	£8295	£9240

SLD12D-3	3740	2035	1100	1200	800
-----------------	------	------	------	------	-----

FABRIC BANDS

A	B	D	E
£7455	£8400	£9345	£10,290

ADD-ON UNITS

Add to a unit to create a run of Soli booths

SLAD10S	1035	1635	1100	1000	600
----------------	------	------	------	------	-----

FABRIC BANDS

A	B	D	E
£1890	£2205	£2520	£2835

SLAD12D	1235	2035	1100	1200	800
----------------	------	------	------	------	-----

FABRIC BANDS

A	B	D	E
£2205	£2520	£2835	£3150

Fabric bands

Band A - Cara, Carlow


Band B - Era 170, Sonus

Band D - Blazer Lite, Synergy

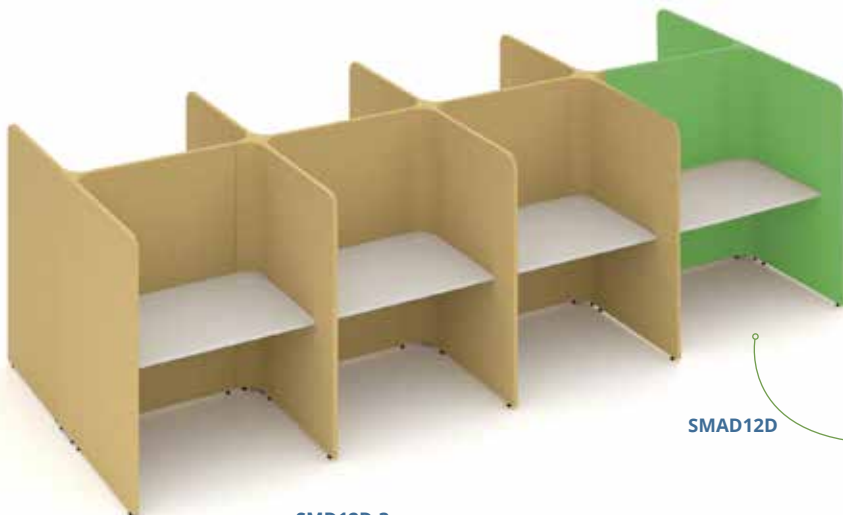
Band E - Blazer, Synergy 170



SMD12D



SMD12D-2



SMD12D-3

SMAD12D

Available with low and high 36mm thick screens for discreet work zones
Extend into endless modular workstations with rows of back-to-back add-on units

Optional integrated power modules and charging points

Individual workspaces in a dynamic 4 person pod available in 2 sizes

SINGLE UNITS

Single units with high screens

code	width	Overall depth	height	Desk width	Desk depth
SMD10S	1070	1635	1500	1000	600

FABRIC BANDS

A	B	D	E
£3255	£3570	£3885	£4200

SMD12D	1270	2035	1500	1200	800
---------------	------	------	------	------	-----

FABRIC BANDS

A	B	D	E
£3465	£3780	£4095	£4410

DOUBLE UNITS

Double units with high screens

code	width	Overall depth	height	Desk width	Desk depth
SMD10S-2	2105	1635	1500	1000	600

FABRIC BANDS

A	B	D	E
£5775	£6405	£7035	£7665

SMD12D-2	2505	2035	1500	1200	800
-----------------	------	------	------	------	-----

FABRIC BANDS

A	B	D	E
£6195	£6825	£7455	£8085

TRIPLE UNITS & ADD-ONS

Triple units with high screens

code	width	Overall depth	height	Desk width	Desk depth
SMD10S-3	3140	1635	1500	1000	600

FABRIC BANDS

A	B	D	E
£8295	£9240	£10,185	£10,815

SMD12D-3	3740	2035	1500	1200	800
-----------------	------	------	------	------	-----

FABRIC BANDS

A	B	D	E
£8925	£9870	£10,815	£11,760

ADD-ON UNITS

Add to a unit to create a run of Soli booths

SMAD10S	1035	1635	1500	1000	600
----------------	------	------	------	------	-----

FABRIC BANDS

A	B	D	E
£2520	£2835	£3150	£3465

SMAD12D	1235	2035	1500	1200	800
----------------	------	------	------	------	-----

FABRIC BANDS


A	B	D	E
£2730	£3045	£3360	£3675

TRIANGLES

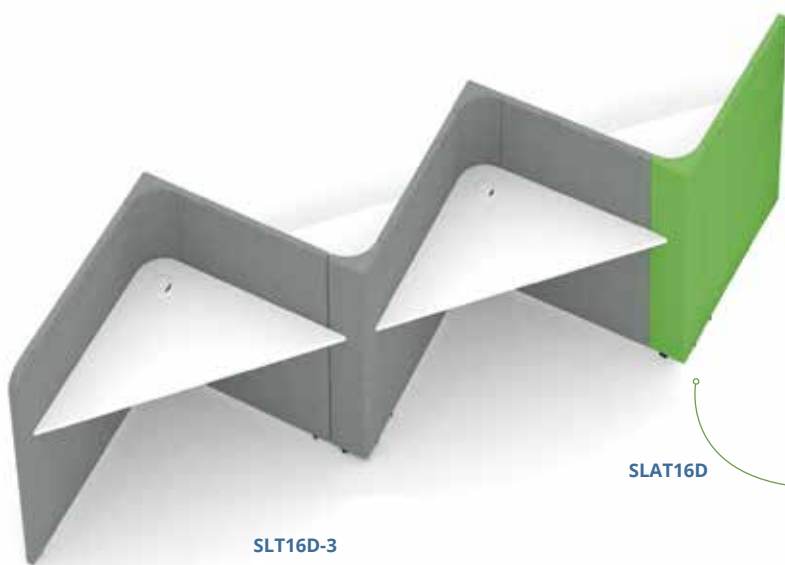
low & high screen booths



SLT16D



SLT16D-2



SLT16D-3

SLAT16D

SINGLE UNITS

Single units with low screens

code	width	Overall depth	height	Desk width	Desk depth
SLST12S	1470	750	1100	1200	600

FABRIC BANDS

A	B	D	E
£1050	£1260	£1470	£1680

SLT16D	1750	900	1100	1600	800
---------------	------	-----	------	------	-----

FABRIC BANDS

A	B	D	E
£1260	£1470	£1680	£1890

DOUBLE UNITS

Double units with low screens

code	width	Overall depth	height	Desk width	Desk depth
SLST12S-2	2200	750	1100	1200	600

FABRIC BANDS

A	B	D	E
£1890	£2310	£2730	£3150

SLT16D-2	2620	900	1100	1600	800
-----------------	------	-----	------	------	-----

FABRIC BANDS

A	B	D	E
£2310	£2730	£3150	£3570

TRIPLE UNITS & ADD-ONS

Triple units with low screens

code	width	Overall depth	height	Desk width	Desk depth
SLST12S-3	2930	750	1100	1200	600

FABRIC BANDS

A	B	D	E
£2730	£3360	£3990	£4620

SLT16D-3	3490	900	1100	1600	800
-----------------	------	-----	------	------	-----

FABRIC BANDS

A	B	D	E
£3360	£3990	£4620	£5250

ADD-ON UNITS

Add to a unit to create a run of Soli booths

SLAST12S	870	750	1100	1200	600
-----------------	-----	-----	------	------	-----

FABRIC BANDS

A	B	D	E
£840	£1050	£1260	£1470

SLAT16D	1230	900	1100	1600	800
----------------	------	-----	------	------	-----

FABRIC BANDS

A	B	D	E
£1050	£1260	£1470	£1680


Fabric bands

Band A - Cara, Carlow


Band B - Era 170, Sonus

Band D - Blazer Lite, Synergy

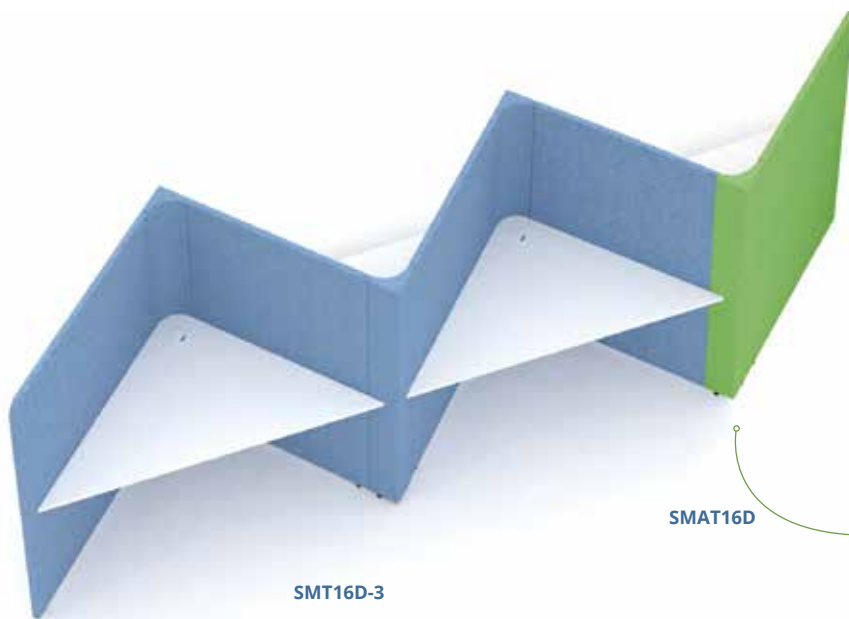
Band E - Blazer, Synergy 170



SMT16D



SMT16D-2



SMT16D-3

SMAT16D

Available in 1200mm and 1600mm widths and 600mm/800mm deep desks

Adjustable worktop height options for desk high or poseur table levels

T-joint, elbow joint and cross joint systems for multiple workstations

White 25mm worktops with 36mm thick screens for optimal sound absorption

SINGLE UNITS

Single units with high screens

code	width	Overall depth	height	Desk width	Desk depth
SMST12S	1470	825	1500	1200	600

FABRIC BANDS

A	B	D	E
£1260	£1470	£1680	£1890

SMT16D	1750	900	1500	1600	800
---------------	------	-----	------	------	-----

FABRIC BANDS

A	B	D	E
£1470	£1680	£1890	£2100

DOUBLE UNITS

Double units with high screens

code	width	Overall depth	height	Desk width	Desk depth
SMST12S-2	2200	825	1500	1200	600

FABRIC BANDS

A	B	D	E
£2310	£2730	£3150	£3570

SMT16D-2	2620	900	1500	1600	800
-----------------	------	-----	------	------	-----

FABRIC BANDS

A	B	D	E
£2730	£3150	£3570	£3990

TRIPLE UNITS & ADD-ONS

Triple units with high screens

code	width	Overall depth	height	Desk width	Desk depth
SMST12S-3	2930	825	1500	1200	600

FABRIC BANDS

A	B	D	E
£3360	£3990	£4620	£5250

SMT16D-3	3490	900	1500	1600	800
-----------------	------	-----	------	------	-----

FABRIC BANDS

A	B	D	E
£3990	£4620	£5250	£5880

ADD-ON UNITS

Add to a unit to create a run of Soli booths

SMAST12S	870	825	1500	1200	600
-----------------	-----	-----	------	------	-----

FABRIC BANDS

A	B	D	E
£1050	£1260	£1470	£1680


SMAT16D	1230	900	1500	1600	800
----------------	------	-----	------	------	-----

FABRIC BANDS

A	B	D	E
£1260	£1470	£1680	£1890

TRIANGLES

4 person workstations




4 PERSON WORKSTATION

Four person X-workstation with low screens
Desk size 1200 x 600mm

code	width	Overall depth	height	Desk width	depth
SLSQ12S	1450	1450	1100	1200	600

FABRIC BANDS

A	B	D	E
£2888	£3098	£3308	£3518



4 PERSON WORKSTATION

Four person X-workstation with low screens
Desk size 1600 x 800mm

code	width	Overall depth	height	Desk width	depth
SLQ16D	1740	1740	1100	1600	800

FABRIC BANDS

A	B	D	E
£3308	£3518	£3728	£3938

Fabric bands

Band A - Cara, Carlow

Band B - Era 170, Sonus


Band D - Blazer Lite, Synergy

Band E - Blazer, Synergy 170

Available with low and high 36mm thick screens for discreet work zones
4 booth clusters ideal for employees to complete focused tasks in privacy

Optional integrated power modules and charging points

Individual workspaces in a dynamic 4 person pod available in 2 sizes



4 PERSON WORKSTATION


Four person X-workstation with high screens

Desk size 1200 x 600mm

code	width	Overall depth	height	Desk width	Desk depth
SMSQ12S	1450	1450	1500	1200	600

FABRIC BANDS

A	B	D	E
£3308	£3518	£3728	£3938



4 PERSON WORKSTATION

Four person X-workstation with high screens

Desk size 1600 x 800mm

code	width	Overall depth	height	Desk width	Desk depth
SMQ16D	1740	1740	1500	1600	800

FABRIC BANDS

A	B	D	E
£3728	£3938	£4148	£4358

PIANO ACOUSTICS

modern additions to office aesthetics




Acoustics are essential in making our surroundings enjoyable by minimising noise, controlling reverberations and general improving the quality of the acoustic environment in office, education and commercial interiors.

The Piano Acoustics range of screens, wall tiles, private booths, suspended panels and patterned dividers provides open plan offices and breakout spaces with multiple levels of acoustic absorption which are not only colourful and modern additions to the office aesthetics, but are also pertinent to the task at hand in each area.



PIANO KEYS & SOLO

acoustic dividers & phone booths




The Piano Keys Screen is a breakthrough alternative to traditional floor screens. The free-standing screen is made up of three individual acoustic blinds which stand on a sturdy base plate. The Piano Solo phone booth provide workers with a private acoustic space to make personal phone calls or one-to-one video conferencing. It's designed to keep noise from the outside out, while also enclosing the user to prevent them from distracting others in the workplace.



PIANO KEYS

multi functional screens

Free-standing office screen with silver base and three rotating panels
Screen unit can be positioned in a row or at 45° angles for different directions
Fully upholstered panels in a range of fabrics with excellent acoustic properties
Lightweight, simple to install and easy to manoeuvre for enhanced privacy



Fabric bands

- Band A** - Cara, Carlow
- Band B** - Era 170, Sonus
- Band D** - Blazer Lite, Synergy
- Band E** - Blazer, Synergy 170

PKS003

Acoustic screen with 3 rotating panels sturdy steel base

Width **870** • Depth **300** • Height **1600**

Fabric bands

A	B	D	E
£819	£924	£1155	£1260

PIANO SOLO

acoustic hide-away

Offers a high degree of personal privacy with acoustic properties
Ideal when making phone calls away from the desk
Solves the lack of private areas in noisy open plan offices offering privacy
Specifically designed to enhance acoustic comfort



Piano Solo colours

Piano Solo available in a range of colours.
Add suffix to product code when ordering

	-DB Dark Blue		-LN Light Green		-R Red
	-LB Light Blue		-DG Dark Grey		-Y Yellow
	-BU Burgundy		-SG Silver Grey		
	-DN Dark Green		-O Orange		

PSB1

Acoustic booth with 12mm thick marine plywood and acoustic fabric internal


Width **1200** • Depth **1000** • Height **2150**

RRP

•••
£6300

PIANO TILES - WALL

modular acoustic panels



Our Piano Tiles for walls are modular, acoustic panels are the decorative solution to sound control needs in any office, education or retail environment. Available in square, triangular and rectangular shapes in a choice of colours and thicknesses, Piano wall tiles can turn an empty wall space into a creative work of art which not only looks aesthetically pleasing but also provides excellent acoustic performance.



PIANO TILES - WALL

decorative acoustic shapes

Fabric bands

Band B - Era 170, Sonus

Band D - Blazer Lite, Synergy

Band E - Blazer, Synergy 170



SQUARE


Square acoustic wall tile

SMALL

code	width	depth	height	B	D	E
PWS-25-1	595	25	595	£184	£205	£237
PWS-50-1	595	50	595	£210	£237	£263

LARGE

code	width	depth	height	B	D	E
PWS-25-2	1195	25	1195	£342	£368	£378
PWS-50-2	1195	50	1195	£368	£399	£420



RECTANGLE

Rectangular acoustic wall tile

SMALL

code	width	depth	height	B	D	E
PWR-25-1	595	25	295	£132	£147	£179
PWR-50-1	595	50	295	£158	£184	£200

MEDIUM

code	width	depth	height	B	D	E
PWR-25-2	795	25	395	£168	£189	£210
PWR-50-2	795	50	395	£189	£210	£231

LARGE

code	width	depth	height	B	D	E
PWR-25-3	1195	25	595	£200	£221	£242
PWR-50-3	1195	50	595	£221	£242	£263



HEXAGON

Hexagonal acoustic wall tile

SMALL

code	width	depth	height	B	D	E
PWH-25-1	595	25	415	£221	£242	£263
PWH-50-1	595	50	415	£252	£273	£294

LARGE

code	width	depth	height	B	D	E
PWH-25-2	1195	25	1035	£368	£389	£410
PWH-50-2	1195	50	1035	£420	£452	£473



TRIANGLE

Triangular acoustic wall tile

SMALL

code	width	depth	height	B	D	E
PWT-25-1	595	25	595	£184	£200	£231
PWT-50-1	595	50	595	£200	£221	£247

LARGE


code	width	depth	height	B	D	E
PWT-25-2	1195	25	1195	£342	£368	£378
PWT-50-2	1195	50	1195	£368	£399	£420

Can be mixed and matched to create unique patterns and finishes

Lightweight and easy to install using heavy duty Velcro strips

Excellent acoustic & sound absorption properties with multiple configuration

Ideal to add some colour to open plan offices, education and commercial interiors



PIANO CHORDS

designer acoustic dividers




The simplistic beauty of the Piano Chords hanging acoustic panels is that they are available in five unique natural and geometric designs with a selection of colours, styles, and endless design possibilities. Piano Chords are hung from the ceiling with brackets and suspended tracks and act as a dividing curtain to provide the necessary combination of sound absorption and attenuation to control noise in interior environments.



PIANO CHORDS


designer acoustic dividers



BYGONE

Suspended acoustic panels


code	width	depth	height	Qty	RRP
PC126-B	600	12	1200	4	£1313
PC2412-B	1200	12	2400	1	£1155



EBONY

Suspended acoustic panels

code	width	depth	height	Qty	RRP
PC126-E	600	12	1200	4	£1313
PC2412-E	1200	12	2400	1	£1155



REFLECTION

Suspended acoustic panels

code	width	depth	height	Qty	RRP
PC126-R	600	12	1200	4	£1313
PC2412-R	1200	12	2400	1	£1155

Can be mixed and matched to create unique designs and add colour
 Lightweight and easy to fit to ceilings with supplied fittings
 Seamless combination of acoustics and aesthetics with 5 pattern options
 Ideal for absorbing sound in open plan office environments



SHATTER

Suspended acoustic panels

code	width	depth	height	Qty	RRP
PC126-S	600	12	1200	4	£1313
PC2412-S	1200	12	2400	1	£1155



UNION

Suspended acoustic panels

code	width	depth	height	Qty	RRP
PC126-U	600	12	1200	4	£1313
PC2412-U	1200	12	2400	1	£1155

Piano Chords colours

Chords available in a range of colours made from recycled PET.

Add suffix to product code when ordering



-DB Dark Blue



-LB Light Blue



-BU Burgundy



-DN Dark Green



-LN Light Green



-DG Dark Grey



-SG Silver Grey



-O Orange



-R Red



-Y Yellow

PIANO SCALES

suspended ceiling panels

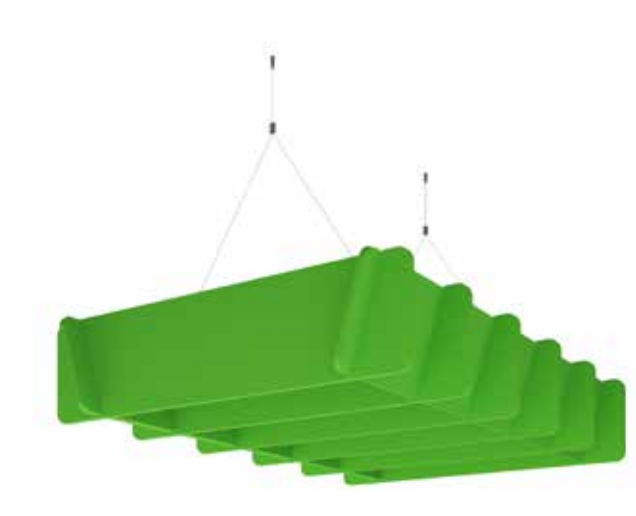


Piano Scales are a range of suspended acoustic panels of various sizes and shapes that can be used in various combinations to improve the quality of the acoustic environment. Ideal for meeting rooms and dining areas, Piano Scales are a modern and interesting addition to any space, designed with functionality in mind to reduce reverberated noise and minimise factors that disturb meetings and get-togethers.



PIANO SCALES

suspended ceiling panels




PS12-LT

Lattice shaped hanging acoustic ceiling panels

Width 1200 • Depth 800 • Height 300

RRP

•••
£998



PS24-LT

Large lattice shaped hanging acoustic ceiling panels

Width 2400 • Depth 800 • Height 300

RRP

•••
£1313

Lightweight and easy to fit to ceilings with supplied fittings
 Available in a wide range of colour options to suit any interior decor
 Safe, environmentally-friendly and manufactured from minimum 65% recycled material
 Ideal for absorbing sound in meeting rooms and above




PS12-SN

Sun shaped hanging acoustic ceiling panels

Width 1200 • Depth 1200 • Height 300

RRP

•••
 £1155



PS25-EG

Echo grid hanging ceiling panel

Width 2500 • Depth 2500 • Height 300

RRP

•••
 £1208

Piano Scales colours

Scales available in a range of colours made from recycled PET.

Add suffix to product code when ordering



-DB Dark Blue



-LB Light Blue



-BU Burgundy



-DN Dark Green



-LN Light Green



-DG Dark Grey



-SG Silver Grey



-O Orange



-R Red



-Y Yellow

EXTRAS

add the finishing touches



Enhance your office furniture with our range of high quality accessories which will add the finishing touches to any office environment. With smart solutions designed to customise your workspace, your office can become more flexible and, ultimately, more user-friendly than ever before.

Accessories help to clear clutter, manage multiple projects, organise information, tame technology, making better use of every bit of the workplace and promoting a more organised and productive work space.



MOBY

mobile multi-media unit



MBY808-WHO

Moby mobile media unit with shelf and power module - white with oak trim

Width 800 • Depth 500 • Height 1800

RRP

•••
£1155



MBY808-WHO-BK

Moby mobile media unit with shelf, power module and tv bracket - white with oak trim

Width 800 • Depth 500 • Height 1800

RRP

•••
£1234



MBY808-WHO-BK-AC

Moby mobile media unit with shelf, power module and tv bracket, plus acoustic panel on rear - white with oak trim

Width 800 • Depth 500 • Height 1800

RRP

•••
£1470



MBY808-WHO-BK-WB

Moby mobile media unit with shelf, power module and tv bracket, plus whiteboard on rear - white with oak trim

Width 800 • Depth 500 • Height 1800

RRP

•••
£1418

For acoustic fabrics - see page 221

Optimise the time spent in meetings or presentations in the modern office
TV bracket offers the ideal mounting space for screens up to 52" (TV not included)
Whiteboard and fabric options for reverse for a multi-functional flexible unit
Supplied with internal power module with 2 x UK plug and HDMI socket in front panel



ACCESSORIES

cable management, cushions & accessories



WIRE CABLE BASKET

Drop down cable trays to fix to underside of top

Code	Width	Depth	Height	RRP
WB0800-S	800	200	100	£73
WB1000-S	1000	200	100	£79
WB1200-S	1200	200	100	£88
WB1400-S	1400	200	100	£91

NB. Specify sizes shorter than table size



ROSP

Cable spine with weighted base

Width 80 • Depth 80 • Height 760

RRP
•••
£61



-BL Black



-GR Grey



-OP Opaque



CCT

Self adhesive cable tidies

Width 25 • Depth 25 • Height 15

RRP
•••
£11



-K Black



-GR Grey



-WH White

Cable management to prevent cluttered cables and trip hazards on the floor
Useful addition to any workspace leaving your workstation or desk uncluttered

To cater for the needs of any corporate or educational environment

TV bracket for use with televisions up to 28 inches




SCAT-CUSH-01

Fibre fill scatter cushion

Width 350 • Depth 350

Fabric bands

A	B	C	D	E	F
£74	£84	£95	£105	£116	£126



LUMB-CUSH-01

Fibre fill lumbar cushion

Width 550 • Depth 300

Fabric bands

A	B	C	D	E	F
£84	£95	£105	£116	£126	£137



TV-BRACKET

For mounting TVs or displays up to 28"

Width 350 • Depth 200

RRP

•••
£53

POWER/DATA

clip on power modules

Chroma



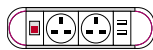
CRM-1

2 x UK sockets, 1 x USB fast charge (A&C connectors)

RRP
•••
£201



-K
Black



-WH
White

CRM-2

2 x UK sockets, 2 x RJ45 sockets

RRP
•••
£110

CRM-3

2 x UK sockets, 1 x USB fast charge (A&C connectors), 2 x RJ45 sockets

RRP
•••
£229

Hubble



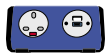
HBL-1

1 x UK socket, 1 x TUF (A&C connectors) USB charger

RRP
•••
£572



-K
Black



-DB
Dark Blue



-HP
Hot Pink



-LG
Light Green



-OR
Orange



-R
Red



-Y
Yellow



-WH
White

HBL-2

1 x UK socket, 2 x RJ45 sockets, 1 x TUF (A&C connectors) USB charger

RRP
•••
£743

HBL-3

2 x UK sockets, 1 x TUF (A&C connectors) USB charger

RRP
•••
£258

HBL-3 only available in
-K Black &
-WH White

POWER/DATA

multi surface power modules

Pixel



PX-1

1 x UK socket, 1 x TUF (A&C connectors) USB charger

RRP
•••
£279

PX-2

1 x UK socket, 1 x HDMI socket

RRP
•••
£399

PX-3

1 x UK socket, 2 x RJ45 sockets

RRP
•••
£258



Cluster



CLUS-1

1 x UK socket

RRP
•••
£314

CLUS-2

1 x TUF (A&C connectors) USB charger

RRP
•••
£514



Phase



PH-1

1 x UK socket, 1 x TUF (A&C connectors) USB charger

RRP
•••
£344

PH-2

1 x UK socket, 2 x RJ45 sockets

RRP
•••
£286



POWER/DATA

panel mounted power modules

Proton



PTN-1T-KG

1 x TUF (A&C connectors) USB charger

RRP
•••
£258



Silver & Black

PTN-1T

1 x UK socket, 1 x TUF (A&C connectors) USB charger

RRP
•••
£258

PTN-2S-KG

2 x UK sockets

RRP
•••
£143

Quasar



QSR-1

2 x UK sockets, 2 x TUF (A&C Connectors) chargers

RRP
•••
£945

QSR-2

2 x UK sockets, 1 x TUF (A&C Connectors) charger, 2 x RJ45 sockets

RRP
•••
£630

QSR-3

1 x UK socket, 1 x TUF (A&C Connectors) charger, 2 x RJ45 sockets, 1 x HDMI socket

RRP
•••
£1050



Brushed Steel & Black

POWER/DATA

in-surface power modules

Aero



APD2PINF/1S-K

2 x UK socket

RRP

£136



Grey & Silver



APD2PINF/1S/2D-K

2 x UK socket, 2 x RJ45 sockets

RRP

£166




APD2PINF/1S/1D/1T-K

2 x UK sockets, 1 x RJ45 socket, 1 x USB fast charge (A&C connectors)

RRP

£278

Tholus



THL-1-S

4 x UK sockets, 2 x TUF (A&C connectors) USB charger

RRP

£1026



Brushed Steel & Black



THL-2-S

4 x UK sockets, 1 x RJ45 socket, 1 x HDMI socket, 2 x TUF (A&C connectors) USB charger

RRP

£1425

Eclipse



ENDD1-K

2 x UK sockets, 1 x TUF (A&C connectors) USB charger

RRP

£482



Silver & Black



ENDD2-K

2 x UK sockets, 1 x RJ45 socket, 1 x HDMI socket, 1 x TUF (A&C connectors) USB charger

RRP

£840



ENDD4-K

4 x UK sockets

RRP

£457

POWER/DATA

on surface power modules

Pluto



PL-1

2 x UK sockets, 1 x TUF (A&C connectors) USB charger

RRP
•••
£770

PL-2

1 x UK socket, 1 x TUF (A&C connectors) USB charger

RRP
•••
£399

PL-3

1 x UK socket, 2 x RJ45 sockets, 1 x TUF (A&C connectors) USB charger

RRP
•••
£457



Inca



79-1-K

2 x UK sockets, 2 x twin USB fast charge in black

RRP
•••
£399

79-1-G

2 x UK sockets, 2 x twin USB fast charge in grey

RRP
•••
£399

79-1-WH

2 x UK sockets, 2 x twin USB fast charge in white

RRP
•••
£399



POWER/DATA

wireless charging



AIR001-K

Wireless charging pad 10W for Apple, Samsung, LG and Sony devices

RRP



£143



-K
Black



AIR001-WH

Wireless charging pad 10W for Apple, Samsung, LG and Sony devices

RRP



£143



-WH
White

AIR002

Wireless charging spot for surface installation in 80mm porthole

RRP



£229



-K
Black

POWER/DATA

power bars & leads

UK sockets incorporate fuses as standard with spare fuse in each socket

Can be fixed to both wood/MDF and steel panels

Wide range of bespoke bracket solutions including mounting clips

Power entry and exit by hardwired power cord and/or Wieland connectors



PMK205-E

2 x UK sockets

RRP
•••
£54



PMK405-E

4 x UK sockets

RRP
•••
£61



DT1-K

2 x UK sockets, 1 x Twin USB fast charge

RRP
•••
£58



PMK-DH-2-3

2 x RJ45 sockets

RRP
•••
£111



PMK-DH-4-3

4 x RJ45 sockets

RRP
•••
£121



DCL15M-B

1.5M connector lead Male 3 pole to Female 3 pole connector

RRP
•••
£39



CL3M-B

3M connector lead Male 3 pole to Female 3 pole connector

RRP
•••
£46



ML3M-B

Mains lead UK 3 pin plug to 3 pole connector

RRP
•••
£47



-K
Black

USAGE GUIDE

product recommendations & fitting

Product	Type	Recommended for use with	Position on furniture	Fitting details	Power cord	Separate mains lead required
CHROMA	Surface Mounted Clip-On Power Units	Enable Tables with Cutouts	Clip on front side of cutout	Clamp bracket (supplied)	Hardwired with 800mm lead to male GST Connector	✓
HUBBLE				Clamp bracket (supplied)	Hardwired with 800mm lead to male GST Connector	✓
PIXEL	Multi-Surface Power Units	Nera Power Units / Soft Seating	Lower panel on right hand side of soft seating	80mm circular grommet hole	Hardwired with 800mm lead to male GST Connector	✓
CLUSTER		Meeting Tables / Soft Seating	Under table on right hand side	Cradle (supplied) or 80mm circular grommet hole	Hardwired with 800mm lead to male GST Connector	✓
PHASE			Corner & lower panel on right hand side	Clip-on mounting bracket (supplied)	Hardwired with 800mm lead to male GST Connector	✓
PROTON	Panel Mounted Power Units	Soft seating & Moby media wall	Corner of lower panel on right hand side	50mm (PTN-1T-KG) & 103mm x 50mm (PTN-1T/2S) grommet holes	Hardwired with 800mm lead to male GST Connector	✓
QUASAR		Enable with power box	Central panel	325mm x 65mm grommet hole	Hardwired with 1m lead to male GST Connector	✓
AERO	In-Surface Power Units	Enable Tables / Meeting Tables	Central position on tables	215mm x 132mm (1S), 215mm x 132mm (1S/2D), 272mm x 132mm (1S/1D/1T), rectangular cutouts	Hardwired with 800mm lead to male GST Connector	✓
THOLUS				192mm x 132mm (THL-1), 272mm x 132mm (THL-2), rectangular cutouts	Hardwired with 800mm lead to male GST Connector	✓
ECLIPSE				272mm x 132mm (ENDD1-2), 430mm x 132mm (ENDD4), rectangular cutouts	Hardwired with 3M 3 pin connector	
PLUTO	On-Surface Power Units	Meeting Pod Tables	Central position next to back panel	80mm circular grommet hole	Hardwired with 800mm lead to male GST Connector	✓
INCA				Supplied with a 1M mains lead to 3 pole connector	✓	
WIRELESS CHARGING PAD	Wireless Charging	Meeting Pod Tables / Karma Tables	Central next to back panels & central in Karma tables	No fitting required	Supplied with UK 3-pin plug	
WIRELESS CHARGING SPOT				80mm circular grommet hole	Supplied with AC adaptor	
POWER BARS	Under-Surface Power Units	Crew Tables	Central under table in cable tray	No fitting required	Integrated GST18-3 connectors	✓

FABRICS

soft seating finishes



CAMIRA FABRICS

Camira Fabrics design and manufacture contract textiles used in a vast array of commercial interiors, offices, education, healthcare, transport, and hospitals, making over 8 million metres of fabric a year. Camira specialist acoustic fabrics are specified for their acoustic properties are ideal for wall coverings, suspended ceiling panels, room dividers or free standing screens.

FABRIC - BANDING & APPLICATIONS

Manufacturer - Range		Fabric type		Fire Rating		Usage	
	Band	Natural	Synthetic	Low	Medium (Crib 5)	Chairs & Stools	Soft seating
Advantage	A		✓	✓		✓	✓
Era	A		✓	✓		✓	✓
Phoenix	A		✓	✓		✓	
Rivet	A		✓	✓		✓	✓**
Xtreme	A		✓	✓	✓	✓	
Canopy	B		✓	✓		✓	✓
Gravity	B		✓	✓		✓	
Manhattan	B		✓	✓		✓	
Manila	B		✓	✓		✓	✓
X2	B		✓	✓	✓	✓	✓**
Aspect	C		✓	✓		✓	✓
Chateau	C		✓	✓		✓	
Main Line Plus	C	✓		✓	✓	✓	✓
Patina	C	✓		✓	✓	✓	✓
Sprint	C		✓	✓		✓	
Urban	C		✓	✓	✓	✓	
Vita	C		✓	✓	✓	✓	✓
Xtreme CS	C		✓	✓	✓	✓	
Halcyon - Aspen	D		✓	✓	✓	✓	✓
Halcyon - Blossom	D		✓	✓	✓	✓	✓
Halcyon - Cedar	D		✓	✓	✓	✓	✓
Halcyon - Linden	D		✓	✓	✓	✓	✓
Halcyon - Poplar	D		✓	✓	✓	✓	✓
Honeycomb	D		✓	✓		✓	✓**
Main Line Flax	D	✓		✓	✓	✓	✓
Nexus	D		✓	✓		✓	
Oceanic	D		✓	✓		✓	✓
Sumi	D	✓		✓	✓*	✓	✓
Synergy	D	✓		✓	✓*	✓	✓
24/7 Flax	E	✓		✓	✓	✓	✓
Aquarius	E	✓		✓	✓*	✓	✓
Armadillo	E	✓		✓	✓	✓	✓
Blazer	E	✓		✓	✓*	✓	✓
Deca	E		✓	✓	✓	✓	✓
Hebden	E	✓		✓	✓	✓	✓
Hemp	E	✓		✓	✓	✓	✓
Intervene	E		✓	✓	✓	✓	✓**
Kyoto	E	✓		✓	✓*	✓	✓
Main Line Flax Stripe	E	✓		✓	✓	✓	✓
Oxygen	E		✓	✓		✓	✓
Regent	E		✓	✓		✓	✓
Silk	E	✓		✓	✓	✓	✓
Track	E		✓	✓	✓	✓	✓
Trail	E		✓	✓	✓	✓	✓
Zap	E	✓		✓	✓*	✓	✓
Code	F	✓		✓	✓*	✓	✓
Corrosion	F	✓		✓	✓*	✓	✓
Craggan	F	✓		✓	✓	✓	✓
Landscape	F	✓		✓	✓*	✓	✓
The Nettle Collection	F	✓		✓	✓	✓	✓
Synergy Quilts	F	✓		✓		✓	✓
Vintage	F	✓		✓	✓*	✓	✓

* With treatment

** Fabric not suitable for all soft seating products. Contact our sales team for further details

CHIEFTAIN VINYL FABRICS

Chieftain Fabrics design and manufacture vinyl fabric for a wide variety of sectors and applications with a vast selection of colourways and textures to choose from, meeting all technical requirements and available with a 3-5 year guarantee.

Manufacturer - Range		Fabric type		Fire Rating		Usage	
	Band	Natural	Synthetic	Low	Medium (Crib 5)	Chairs & Stools	Soft seating
Trimcell Classic	B	✓		✓			✓
Carino	C		✓	✓		✓	✓
Just Colour	C		✓	✓	✓	✓	✓
Trimcell Legend	C	✓		✓			✓
Lionella	D		✓	✓	✓	✓	✓
Multi Stretch	D		✓	✓	✓	✓	✓

PANAZ CONTRACT FABRICS

Panaz is one of Europe's leading suppliers of high quality decorative fabrics for the hospitality, healthcare and corporate sectors, with a diverse and comprehensive range of beautiful and durable fire retardant furnishing fabrics.

Manufacturer - Range		Fabric type		Hazard		Usage	
	Band	Natural	Synthetic	Low	Medium (Crib 5)	Chairs & Stools	Soft seating
Highland	B		✓	✓	✓		✓
Cadet colours	C	✓		✓	✓	✓	✓
Myriad	C		✓	✓	✓	✓	✓
Ultimate Touch	C	✓		✓	✓	✓	✓
Marna	C		✓	✓	✓	✓	✓
Altair	D		✓	✓	✓	✓	✓
Aston	D	✓		✓	✓	✓	✓
Brookland	D	✓		✓	✓	✓	✓
Dalston Collection	D		✓	✓	✓	✓	✓
Digital Age / Binary Age	D		✓	✓	✓	✓	✓
Gridz	D		✓	✓	✓	✓	✓
Highland Matte	D		✓	✓	✓	✓	✓
Hoxton Collection	D		✓	✓	✓	✓	✓
Kilda	D		✓	✓	✓	✓	✓
Linear	D		✓	✓	✓	✓	✓
Luxe	D		✓	✓	✓	✓	✓
Microvelle	D		✓	✓	✓	✓	✓
Morgan Pro	D		✓	✓	✓	✓	✓
Patternistas	D		✓	✓	✓	✓	✓
Underground Collection	D		✓	✓	✓	✓	✓
Vintage	D	✓		✓	✓	✓	✓
Vyflex	D		✓	✓	✓	✓	✓
Harvard	E		✓	✓	✓	✓	✓**
Crackle Glaze	E	✓		✓	✓	✓	✓
Purdey	F		✓	✓	✓	✓	✓
Shapes	F		✓	✓	✓	✓	✓

** Fabric not suitable for all soft seating products. Contact our sales team for further details

GABRIEL FURNITURE FABRICS

With more than 160 years of experience with fabrics Gabriel is well known around the world for developing exclusive fabrics based on exceptional Danish craftsmanship, premium quality and environmental friendliness.

Manufacturer - Range		Fabric type		Hazard		Usage	
	Band	Natural	Synthetic	Low	Medium (Crib 5)	Chairs & Stools	Soft seating
Dragon	A		✓	✓	✓	✓	✓
Event	A	✓		✓		✓	✓
Chili	B	✓		✓	✓	✓	✓
Go Uni	B		✓	✓		✓	✓
Atlantic	C		✓	✓	✓	✓	✓
Elevation	C		✓	✓		✓	✓
Fame	C	✓		✓		✓	✓
Flex	C		✓	✓	✓	✓	✓
Step	C		✓	✓	✓	✓	✓
Capture	D		✓	✓		✓	✓
Crisp	D		✓	✓		✓	✓
Note	D	✓		✓	✓	✓	✓
Luna 2	E	✓		✓	✓	✓	✓
Chess Royal	E	✓		✓	✓	✓	✓
CrissCross	E	✓		✓	✓	✓	✓
Europost 2	E	✓		✓	✓	✓	✓

CAMIRA SPECIALIST ACOUSTIC FABRICS

Manufacturer - Range				Usage		
	Band	Natural	Synthetic	Piano Screens	Wall Tiles	Soli Workspace
Cara	A		✓			✓
Carlow	A	✓		✓	✓	✓
Sonus	B		✓			✓
Era 170	B		✓	✓	✓	✓
Blazer Lite	D		✓	✓	✓	✓
Synergy	D	✓		✓	✓	✓
Blazer	E		✓	✓	✓	✓
Synergy 170	E	✓		✓		✓

PIANO SOLO, CHORDS & SCALES FABRIC OPTIONS



-DB
Dark Blue



-LB
Light blue



-BU
Burgundy



-DN
Dark green



-LN
Light green



-DG
Dark grey



-SG
Silver grey



-R
Red



-O
Orange



-Y
Yellow

IMPORTANT INFO

Hazard ratings

Low - EN1021 Parts 1 & 2 cigarette and match

Medium - BS5852 Ignition source 5 / Crib 5

Photographed upholstery

While every effort is made to represent colours accurately, we cannot guarantee the colours you see exactly match the colours of the actual fabric due to printing processes.

Fabric bands

Please contact our sales team for a price if your preferred fabric choice is not listed. Please make sure you check the suitability of a fabric before recommending a product. If two fabrics are used on one item e.g. two-tone, the cost is calculated on higher of the two fabric bands.

Colour variations

Whilst every effort is made, no guarantees are made against the minor variations in the colour of commercial fabrics. All striped fabric will be upholstered vertically unless advised.

Customers own materials

Fabrics not listed or customer supplied fabrics need to be approved before acceptance of orders. A pattern charge may apply to some fabrics. We reserve the right to reject fabric that we believe to be unsuitable for the product. We are unable to guarantee any product meeting fire regulations or standards which is supplied by a customer.

Please contact our sales team if you would like any fabric samples sent out to you.

LAMINATES

worktop finishes



ALTOFINA COLLECTION

Dazzling and innovative decors, finishes and performance grades have been introduced to mingle with a selection of mainstream decorative laminates. The Altolina laminate collection creates interior spaces that are both brilliantly designed and commercially affordable.

PLAIN COLOURS



Black 001*
Satin




Black 002*
Gloss



Black 004
Matt



Blue 001
Satin



Cream 001
Satin



Green 012
Satin



Grey 004
Satin



Grey 009
Satin



Grey 018
Satin



Orange 001
Satin




Yellow 004
Satin



White 001
Satin



White 002*
Gloss



White 009
Satin

WOODS



Ash 003
Satin



Ash 008
Satin



Beech 003
Satin



Maple 002
Satin



Oak 005
Satin



Oak 006
Satin



Oak 009
Woodgrain



Stave Wood 001
Saw Cut



Walnut 001
Satin




Wenge 001
Satin



Zebrano 001
Satin



Concrete 003
Satin



Concrete 005
Satin

FORMICA COLLECTION

Formica is the world's largest manufacturer of High Pressure Laminate (HPL) and surfacing solutions for commercial and residential customers worldwide. Transform spaces with a collection of Fundamentals laminates that are as beautiful as they are durable.



F150
American Walnut*



F0195
Charcoal Splatter



F8851
Classic Wenge*




F6058
Dark Microplank*



F1143
French Sycamore*



F6691
Grey Dots



F5370
Ivory Oak Gloss*



F5481
Oiled Olivewood*



F3699
Rattan Care*



F2887
Savoy Beech*



F6690
Walnut



F8634
Warm Cherry



F8100
White

* Available in jumbo laminate size

MDF EDGE

All wooden material used on the table top and benches is 25mm MDF core with a choice of laminate top finishes and edge designs. The MDF and laminate ensures that the finish is hard wearing and suitable for contract use.



LAMINATE DETAIL

Laminates are available in a wide range of colours, textures and wood finishes. All laminates quoted in the catalogue are from a variety of ranges from a number of manufacturers. As all products are made to order, if you don't see the laminate you require please contact your sales manager who will quote you accordingly. When placing your order please be clear to highlight the manufacturer's range and laminate code.

EDGE DESIGN AND COLOUR

Dining, Poseur and Coffee table tops are all manufactured from a 25mm MDF core with your selected laminate finish. The edge design and edge finish of the table top must also be selected prior to ordering. Select from a choice of straight edge or chamfer edge designs.

STRAIGHT 25MM MDF

25mm Straight edge available with 2mm edging to match laminate choice.

CHAMFER 25MM MDF

Chamfered edge finished in a clear natural lacquer.
Chamfered edge stained to match the leg frame finish on the Crew range only.

SERVICES

The success of any project involves skilled, specialist knowledge and expertise to ensure that every delivery and installation exceeds customer expectations time and time again. From initial concepts through to completion and beyond, our highly experienced team deliver a professional and accurate project.

We manufacture specialist furniture that combines technical and aesthetic performance and all Social Spaces products are supported by our renowned 5 year guarantee. Our after-sales service team are also trained to offer ongoing training, support and assistance with any issues that may arise.

We also recognise that manufacturing operations have an effect on the local, national and global environment and we are committed to achieving continual improvement in environmental performance and preventing pollution. We also offer a complete furniture recycling and re-purposing service for our clients.

IMPORTANT INFO

Ordering

As all products in the Social Spaces range are "made to order", it is our policy that once these products have been ordered they cannot be cancelled or amended.

Pricing

All prices shown are the full recommended retail price and are shown in sterling (£), which are subject to current rate of VAT.

Delivery

Business Interiors Direct offer a number of delivery solutions from delivery only, to fully installed.

Lead times

Lead times are 4-6 weeks but will vary from range to range. Every effort is made to maintain the quoted lead time, please contact your sales manager for current delivery lead times.

Warranty

All Social Spaces products are guaranteed for a period of 5 years regardless of usage. All products are guaranteed against manufacturing defects, except for upholstery, castors and mechanisms which are subject to usage related wear and tear. The warranty is effective from the day the product leaves the factory and the supplier reserves the right not to apply the warranty in cases of inappropriate use or when a product has been tampered with by a third party or interventions by non-authorized personnel. All complaints concerning the goods must be made in writing and the company shall undertake to repair any product or part of a product that proves to be faulty.


Measurements

All measurements are in millimetres and can have a tolerance $\pm 12\text{mm}$ on all soft seating. Measurements may vary depending on components used and we reserve the right to change them from time to time.

If you require any additional information or clarification, please contact the Business Interiors Direct sales team.




business
interiors
direct





creating imaginative solutions...


...providing inspirational working environments

SAY HELLO WE ARE HERE TO HELP

 0114 229 3080

 sales@bi-direct.co.uk

 www.bi-direct.co.uk

 Unit 4 Dore House Business Park, 19 Orgreave Place
Sheffield, South Yorkshire, S13 9LU